
ALTO®

AMERICAN-LINCOLN TECHNOLOGY

**OPERATOR'S
MANUAL &
PARTS LIST**



**6150
POWER
SWEEPER**

Beginning with Serial No. 630893; 630921>

READ THIS BOOK

This book has important information for the use and safe operation of this machine. Failure to read this book prior to operating or attempting any service or maintenance procedure to your machine could result in injury to you or to other personnel; damage to the machine or to other property could occur as well. you must have training in the operation of this machine before using it. If you or your operator (s) cannot read English, have this manual explained fully before attempting to operate this machine.

Si Ud. o sus operadores no pueden leer el Inglés, se hacen explicar este manual completamente antes de tratar el manejo o servicio de esta máquina.

All directions given in this book are as seen from the operator's position at the rear of the machine.

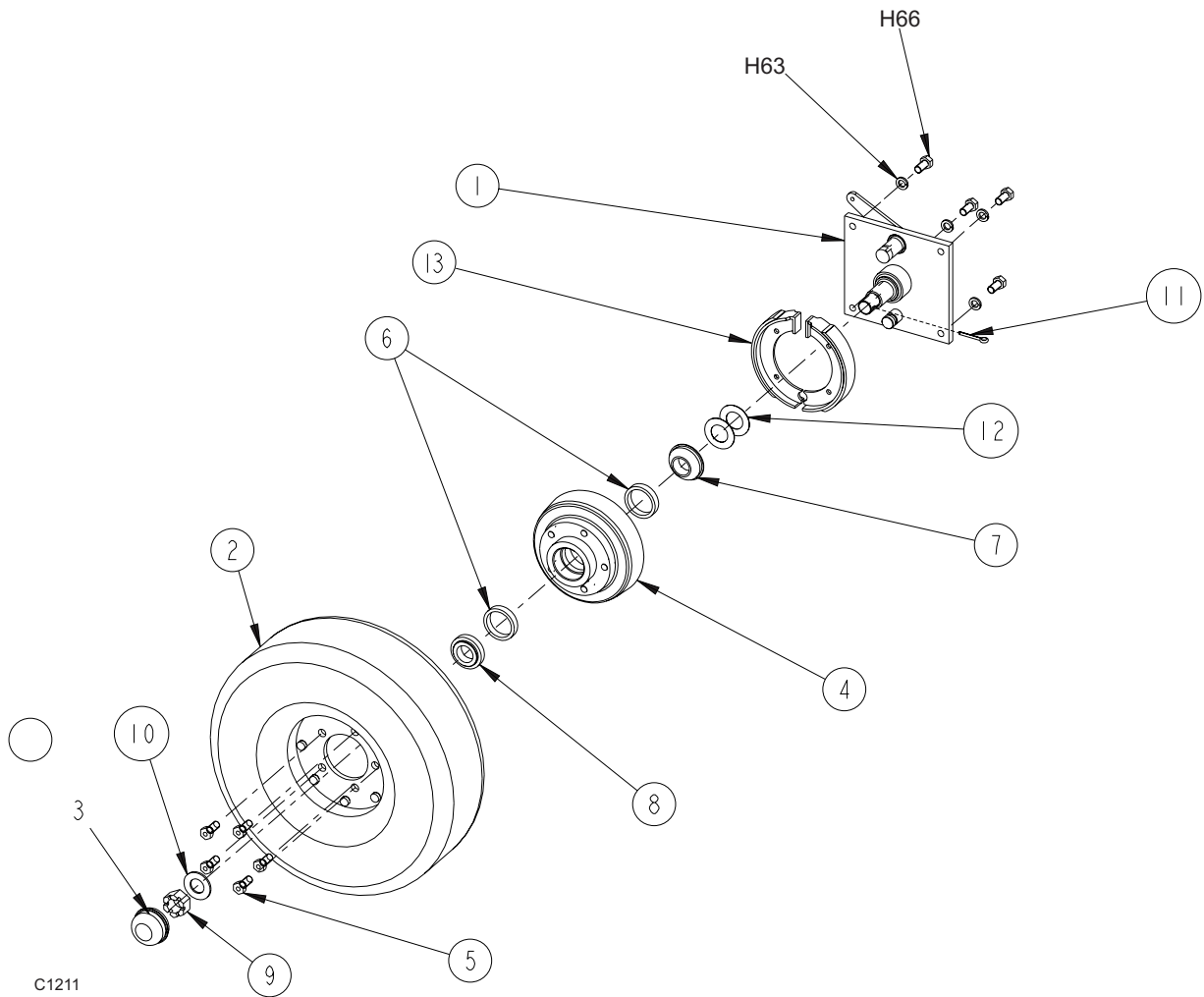


FRONT WHEEL	2-3
REAR WHEEL	2-4
VAC FAN	2-8
BROOM DOOR	2-12
FLAP ASSEMBLY (WHEEL WELL)	2-14
MAIN BROOM LEVER	2-16
MAIN BROOM IDLER	2-17
MAIN BROOM DRIVER	2-18
MAIN BROOM LIFT FRAME	2-19
SIDE BROOM ASSEMBLY	2-20
SIDE BROOM LIFT SYSTEM	2-22
SIDE BROOM LEVER	2-24
BROOM CHAMBER FLAPS AND SEALS	2-26
BRAKE PEDAL	2-28
FILTER SHAKER	2-30
SEAT AND FLOOR ASSEMBLY	2-32
BATTERY SEAT COMPARTMENT	2-34
STEERING COLUMN	2-36
EXHAUST PIPE (3 CYL. KUBOTA DIESEL)	2-37
KAWASAKI 20 HP MUFFLER	2-38
KUBOTA 14 HP MUFFLER	2-39
FRONT BUMPER	2-40
HYDRAULIC OIL COOLER	2-41
VALVE - CONTROL AND RELIEF	2-42
VALVE - CONTROL AND RELIEF (3 CYL. KUBOTA GAS & DIESEL)	2-44
FORWARD/REVERSE CONTROL	2-46
FORWARD/REVERSE CONTROL (3 CYL KUBOTA GAS & DIESEL)	2-48
RESERVOIR	2-52
RESERVOIR (3 CYL. KUBOTA GAS & DIESEL)	2-54
FUEL TANK (GAS)	2-56
FUEL TANK (DIESEL)	2-58
HOPPER ASSEMBLY	2-60
HOPPER COVERS & GASKET ASSEMBLY	2-62
HOPPER LIFT	2-64
HOPPER SIDES	2-65
DUMP DOOR	2-66
SAFETY ARM	2-68
HYDRAULIC FILTER	2-69
HYDRAULIC FILTER (3 CYL KUBOTA GAS & DIESEL)	2-70
HYDRAULIC PUMP (GAS/LP)	2-71
HYDRAULIC PUMP (DIESEL)	2-72
HYDRAULIC PUMP (3 CYL. KUBOTA GAS & DIESEL)	2-74
ENGINE COVER	2-76
ACCESS COVER	2-78
BATTERY ASSEMBLY	2-79
BATTERY COMPARTMENT (LEFT SIDE)	2-80
ENGINE (2 CYL. KAWASAKI GAS)	2-82
ENGINE (3 CYL. KUBOTA GAS)	2-84
ENGINE (3 CYL. KUBOTA DIESEL)	2-86
ENGINE (3 CYL. DUAL FUEL-LP)	2-88
MOTOR PUMP ELECTRICAL ASSEMBLY	2-90
HYDRAULIC HOSE DIAGRAM (BATTERY)	2-92
HYDRAULIC HOSE DIAGRAM (3 CYL. GAS & DIESEL)	2-94
HYDRAULIC HOSE DIAGRAM (2 CYL. GAS & DIESEL)	2-96

PARTS LIST - CHAPTER 2 CONT.

ELECTRICAL ASSEMBLY (LIGHTS & HORN)	2-98
BATTERY - ELECTRICAL ASSEMBLY (2 CYL KAWASAKI GAS & DIESEL)	2-99
BATTERY - ELECTRICAL ASSEMBLY (3 CYL KUBOTA GAS & DIESEL)	2-100
ELECTRICAL HARNESS ROUTING (BATTERY)	2-102
ELECTRICAL HARNESS ROUTING (2 & 3 CYLINDER)	2-104
MACHINE HARNESS CONNECTIONS (BATTERY)	2-106
MACHINE HARNESS CONNECTIONS (2 & 3 CYLINDER IC)	2-107
INSTRUMENT HOUSING	2-108
INSTRUMENT PANEL	2-110
POWER PANEL (BATTERY)	2-112
DECALS	2-114
DECALS (con't)	2-116
POWER PANEL CONNECTION DIAGRAM (BATTERY)	2-118
#2 MOTOR POWER PANEL CONNECTION DIAGRAM (BATTERY)	2-119
2 CYL. KAWASAKI LP (CE MODELS ONLY)	2-120
NOTES	2-122
INSTRUMENT PANEL CONNECTION DIAGRAM	2-123
ELECTRICAL SCHEMATIC (BATTERY)	2-124
ELECTRICAL SCHEMATIC (GAS, LP, DIESEL)	2-125
3-CYLINDER KUBOTA ENGINE CONNECTION SCHEMATIC	2-126
2-CYLINDER KAWASAKI ENGINE CONNECTION SCHEMATIC	2-127

FRONT WHEEL



C1211

KEY NO.	PART NUMBER	DESCRIPTION	QTY.
1	0860-571	Knott Brake	2
2	8-89-08076	Pneumatic Wheel	2
	8-89-08079 (Battery models only)		
3	8-11-00030	Grease Cap	2
4	8-33-09089	Hub and Drum	2
5	8-80-05035	Stud	10
6	2-00-04621	Bearing Cup	4
7	2-00-02079	Bearing Cone (Sealed)	2
8	2-00-04622	Bearing Cone	2
9	2-00-05026	Nut	2
10	2-00-05024	Flat Washer	2
11	2-00-02436	Cotter Pin	2
12	2-00-03797	Flat Washer	4
13	8-71-05007	Brake Shoe	2

HARDWARE USED:

H63	2-00-02312	Lock Washer, 1/2 HS Med.	8
H66	2-00-02689	Screw, 1/2-20 x 1.000 HHC	8

C-1211

REAR WHEEL (GAS/LP/DIESEL) - PARTS LIST

<u>KEY NO.</u>	<u>PART NUMBER</u>	<u>DESCRIPTION</u>	<u>QTY.</u>
1	8-92-00041	Yoke - Rear Wheel	1
2<	0885-089	Hydraulic Motor (Gas/LP)	1
2<	0885-092	Hydraulic Motor (Diesel) Kubota (G & D)	1
3	2-00-04621	Bearing, Outer Race (Cup Only)	2
4	2-00-02079	Roller Bearing	2
5	2-00-05024	Washer (Flat)	1
6	8-55-08131	Pivot Pin, Rear Wheel	1
7	2-00-02436	Cotter Pin, .18 Dia.	1
8	2-00-05026	Nut, Slotted Head	1
9	8-75-01136	Washer Thrust	2
10	8-89-08076	Wheel Assembly	1
11	8-65-00045	Retainer, Hydraulic Hose	1
12	7-17-05017	Hydraulic Cylinder	1
13	8-66-00149	Rod End	1
14	2-00-00566	Grease Zerk	1
15	2-00-04892	Fitting, 90°	1
16*	2-00-05253	Clamp	1
17	2-00-04974	Fitting, Straight	2
18	8-30-05175	Guard, Hose	2
19	7-11-00048	Cap, 7/8 Hex Nut	1
20	8-55-08128	Pin, Steering Cylinder Pivot	1
21	8-15-01032	Collar	3
22	8-33-09093	Hub, Drive Wheel	1
23	8-80-05035	Stud	5
24	7-13-07176	Clamp - Pivot Pin	1

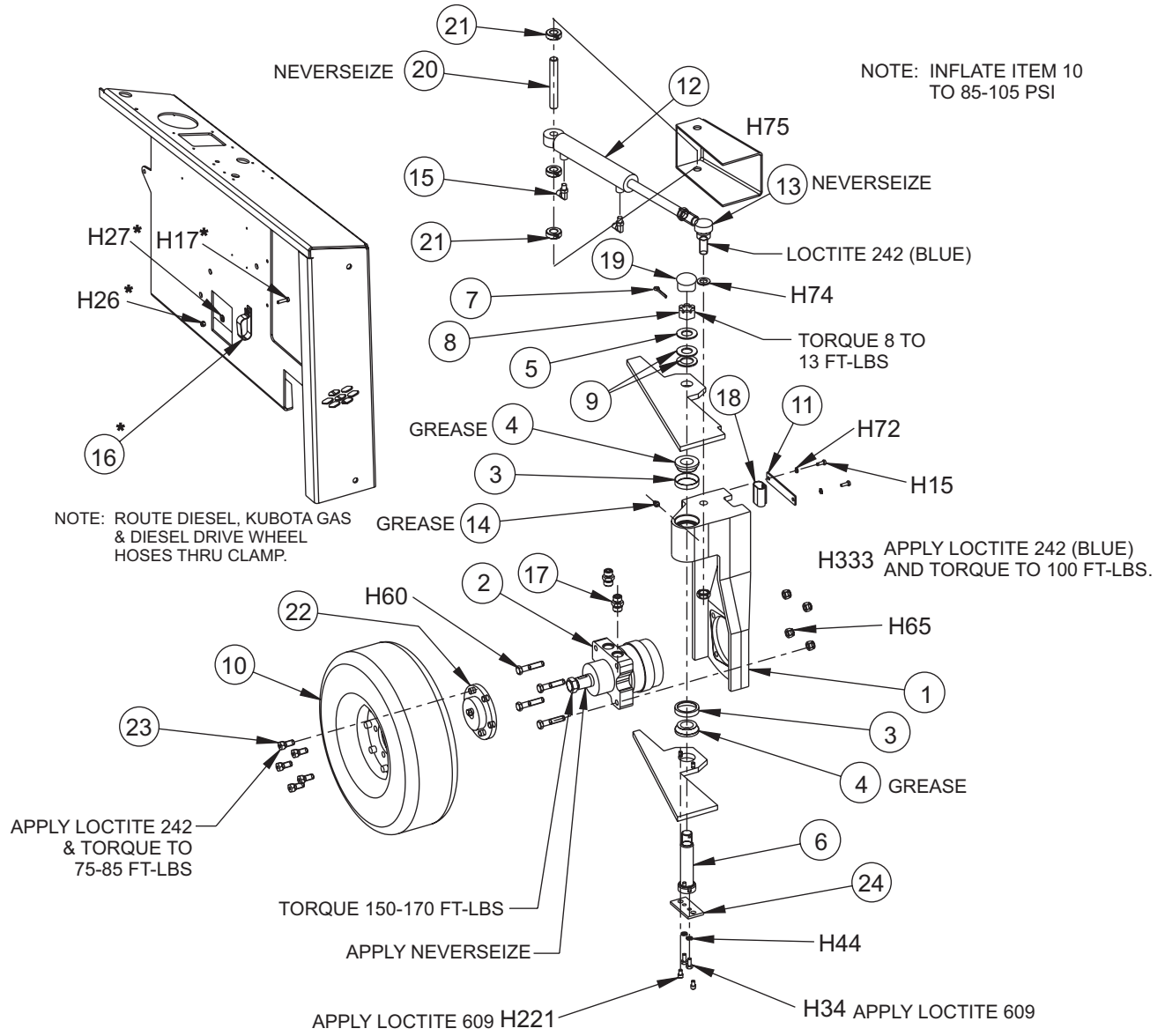
HARDWARE USED:

H15	2-00-00221	Screw, 1/4-20 x .750 HHC	2
H17*	2-00-00205	Screw, 1/4-20 x 1.000 HHC	1
H26*	2-00-00641	Nut, 1/4-20 Insert Fiber	1
H27*	2-00-03702	Washer, .625 x .281 x .063	1
H34	2-00-00208	Screw, 5/16 - 18 x .750 HHC	2
H44	2-00-00530	Lock Washer, 5/16 HS Med.	2
H60	2-00-02682	Screw, 1/2-13 x 2.750 HHC	4
H65	2-00-04936	Nut, 1/2-13 Fibre Lock	4
H72	2-00-00518	Lock Washer, Helical Spring	2
H74	2-00-03170	Flat Washer, 1.500 x .750 x .125	1
H75	2-00-00618	Nut, Hex Jam 3/8-16	1
H221	2-00-03335	Screw, Hex SOC Cap. .312 - 18 x .50	2
H333	2-00-04156	Nut - INS - Fibre - .75-16	1

*Diesel Machine and Kubota Gas & Diesel Machines Only
 < Seal Kit for both motors: 0880-687

C-1209/0703

REAR WHEEL (GAS/LP/DIESEL) - EXPLODED VIEW



C1209/0703

REAR WHEEL (BATTERY) - PARTS LIST

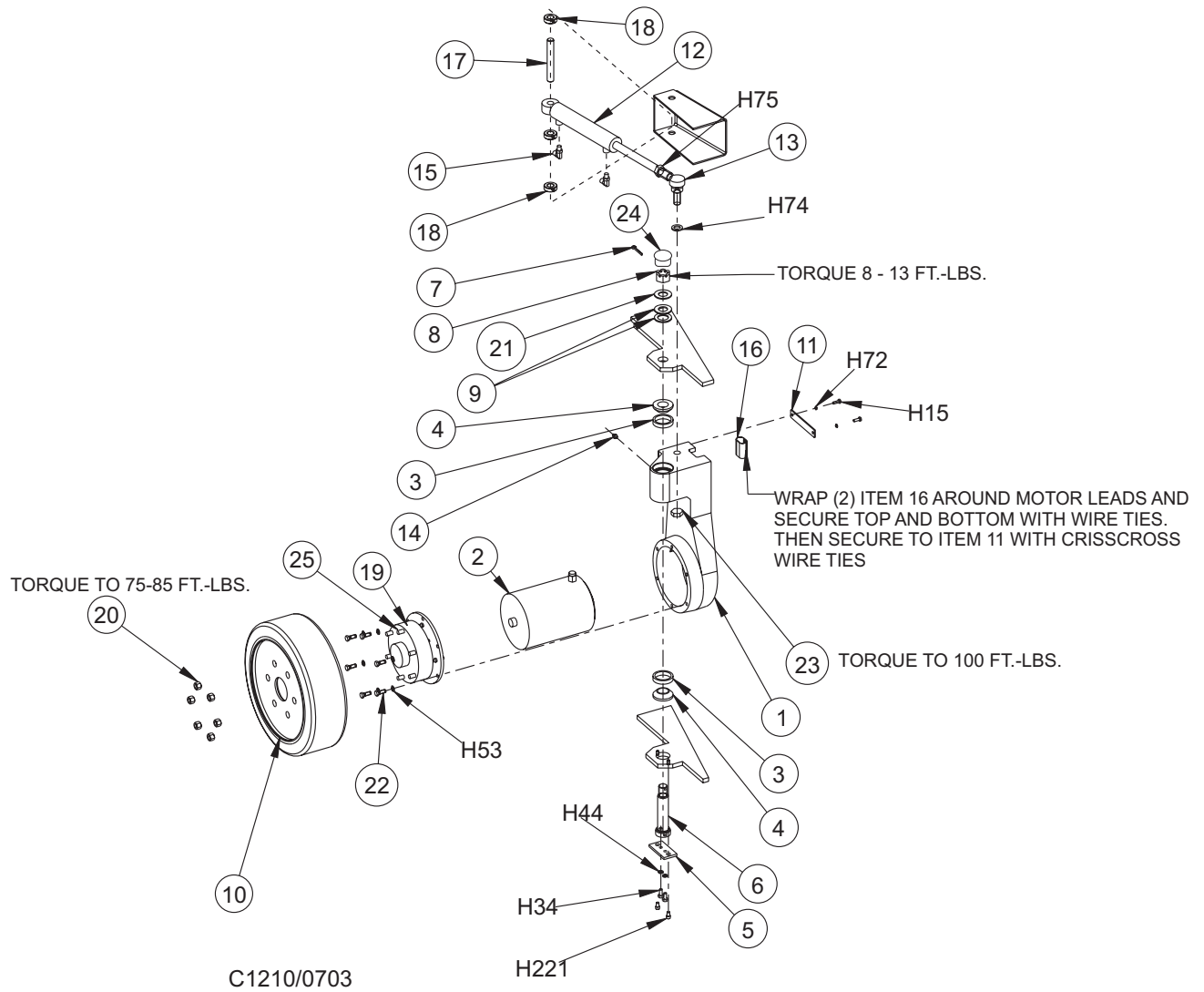
<u>KEY NO.</u>	<u>PART NUMBER</u>	<u>DESCRIPTION</u>	<u>QTY.</u>
1	8-92-00042	Yoke, Rear Wheel	1
2	0882-063	Motor	1
3	2-00-04621	Bearing, Outer Race (Cup Only)	2
4	2-00-02079	Roller Bearing	2
5	7-13-07176	Clamp-Pivot Pin	1
6	8-55-08131	Pivot Pin, Rear Wheel	1
7	2-00-02436	Cotter Pin, .18 Dia.	1
8	2-00-05026	Nut, Slotted Head	1
9	8-75-01136	Washer (Thrust)	2
10	8-89-08077	Wheel Assembly	1
11	8-65-00045	Retainer, Hydraulic Hose	1
12	7-17-05017	Hydraulic Cylinder	1
13	8-66-00149	Rod End	1
14	2-00-00566	Grease Zerk	1
15	2-00-04892	Fitting, 90°	1
16	8-30-05175	Guard Hose	2
17	8-55-08128	Pivot Pin, Steering Cylinder	1
18	8-15-01032	Collar	3
19	0885-093	Wheel Drive Gear Unit	1
20	8-23-03073	Nut, Wheel	6
21	2-00-05024	Washer (Flat)	1
22	2-00-02606	Screw, 3/8-24 x 1.000 Cad. Pl. Steel	6
23	2-00-04156	Nut, Elastic Stop	1
24	7-11-00048	Cap, 7/8 Hex Nut	1
25	2-00-05825	Stud	6

HARDWARE USED:

H15	2-00-00221	Screw, 1/4-20 x .750 HHC	2
H34	2-00-00208	Screw, 5/16 - 18 x .750 HHC	2
H44	2-00-00530	Lock Washer, 5/16 HS Med.	2
H53	2-00-02310	Lock Washer, Helical Spring 3/8 Med.	6
H72	2-00-00518	Lock Washer, Helical Spring	2
H74	2-00-03170	Flat Washer, 1.500 x .750 x .125	1
H75	2-00-00618	Nut, Hex Jam 3/8-16	1
H221	2-00-03335	Screw, Hex SOC Cap. .312 - 18 x .50	2

C-1210/0703

REAR WHEEL(BATTERY) - EXPLODED VIEW



VAC FAN (3 CYL. KUBOTA GAS & DIESEL) - PARTS LIST

<u>KEY NO.</u>	<u>PART NUMBER</u>	<u>DESCRIPTION</u>	<u>QTY.</u>
1	0885-052	Vacuum Motor	1
2	8-08-00842	Bracket, Vacuum Fan	1
3	8-72-00005	Vacuum Fan Exhaust Duct	1
4	8-23-00012	Fan Impellor	1
5	8-30-05169	Guard, Impellor	1
6	8-29-00183	Gasket, Blower	1
7	2-00-05204	Fitting, 90°	2
8	2-95-04689	Flat Washer	2
9	2-00-05052	Fitting, Straight	1
10	2-00-05347	Threaded Insert	2
11	8-33-02271	Hose, Blower Exhaust	1
12	2-00-03454	Hose Clamp	1

HARDWARE USED:

H42	2-00-02655	Screw, 5/16-18 x 4.500 HHC	4
H46	2-00-00644	Nut, 5/16-18, Insert Fiber	4
H49	2-00-00209	Screw, 3/8-16 x 1.250 HHC	3
H76	2-00-00632	Nut, Fiber Insert 3/8-24 Steel	1
H77	2-00-00484	Flat Washer, .625 x .375 x .046	1

C-1223/9803

VAC FAN (BATTERY) - PARTS LIST

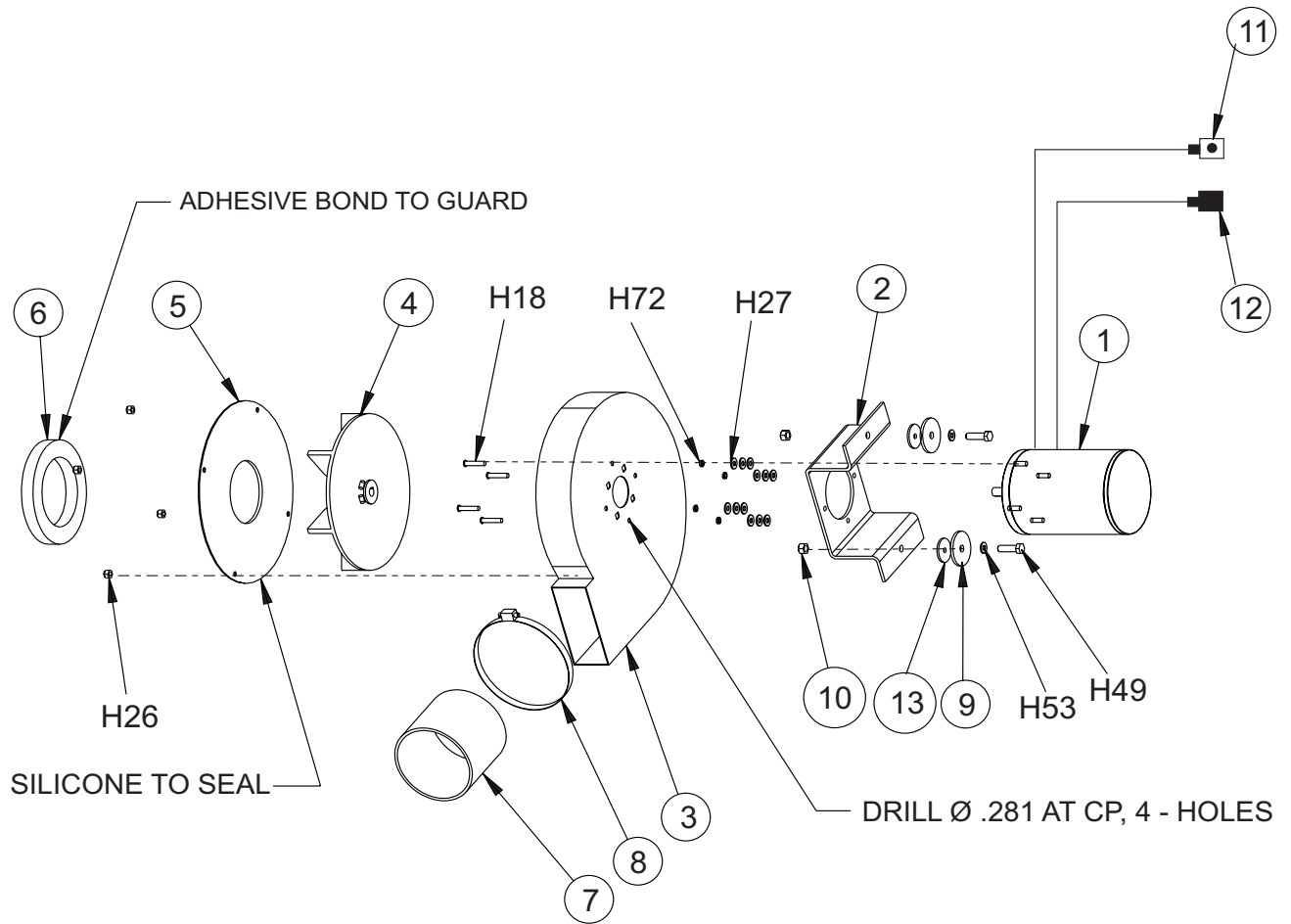
<u>KEY NO.</u>	<u>PART NUMBER</u>	<u>DESCRIPTION</u>	<u>QTY.</u>
1	0882-062	Vacuum Motor	1
2	8-08-00863	Bracket, Vacuum Fan	1
3	8-72-00005	Vacuum Fan Exhaust Duct	1
4	8-23-00013	Fan Impellor	1
5	8-30-05169	Guard, Impellor	1
6	8-29-00183	Gasket, Blower	1
7	8-33-02271	Hose, Blower Exhaust	1
8	2-00-03454	Hose Clamp	1
9	2-95-04689	Flat Washer	2
10	2-00-05347	Threaded Insert	2
11	2-00-05183	Terminal, .25 FISO (Male)	1
12	2-00-04708	Terminal, .25 FISO (Female)	1
13	2-00-04851	Washer, Engine Mount	2

HARDWARE USED:

H18	2-00-00060	Screw, 1/4-20 x 1.250 RHM	4
H26	2-00-00641	Nut, 1/4-20 Insert Fiber	4
H27	2-00-03702	Washer, .625 x .281 x .063	12
H49	2-00-00209	Screw, 3/8-16 x 1.250 HHC	3
H53	2-00-02310	Lock Washer, Helical Spring, 3/8 Med.	2
H72	2-00-00518	Lock Washer, Helical Spring	4

C-1224/9803

VAC FAN (BATTERY) - EXPLODED VIEW



BROOM DOOR - PARTS LIST

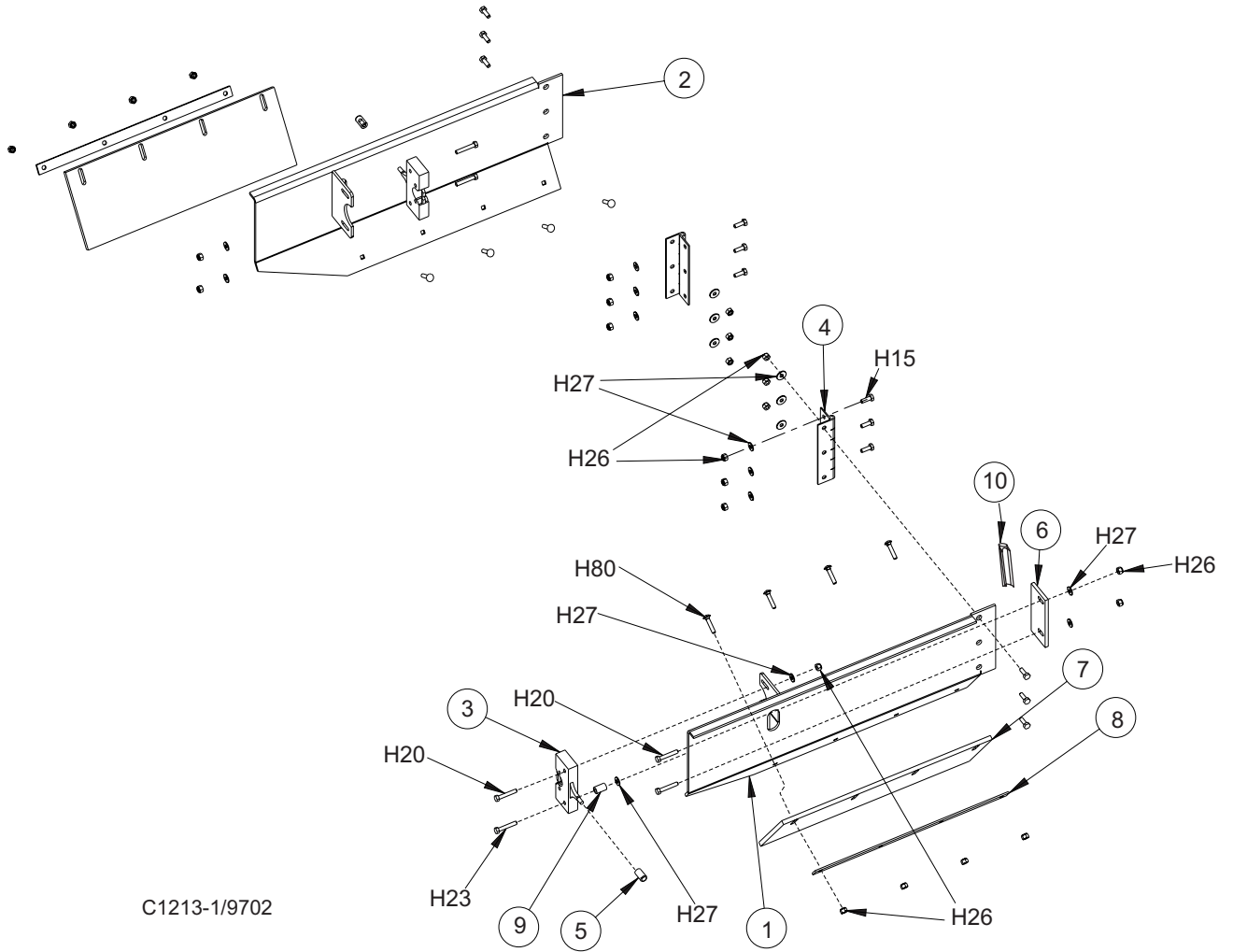
<u>KEY NO.</u>	<u>PART NUMBER</u>	<u>DESCRIPTION</u>	<u>QTY.</u>
1	8-19-08068	Broom Door Weldment, Right	1
2	8-19-08067	Broom Door Weldment, Left	1
3	8-41-00052	Latch	2
4	8-32-00044	Hinge	2
5	8-39-00015	Latch Knob, Broom Door	2
6	8-58-05271	Plate, Idler Retainer	1
7	8-25-08212	Flap	2
8	8-13-07145	Clamp	2
9	8-75-01199	Spacer, Broom Door Latch	1
10	8-29-00232	Gasket	1

HARDWARE USED:

H15	2-00-00221	Screw, 1/4-20 x .750 HHC	12
H20	2-00-00203	Screw, 1/4-20 x 1.500 HHC	6
H23	2-00-01980	Screw, 1/4-20 x 1.500 HHC	1
H26	2-00-00641	Nut, 1/4-20 Insert Fiber	14
H27	2-00-03702	Washer, .625 x .281 x .063	14
H80	2-00-02196	Carriage Bolt, 1/4-20 x 1.000 RHM	8
H116	2-00-01951	Carriage Bolt, 1/4-20 x 1.250	8

C-1213-1/9702

BROOM DOOR - EXPLODED VIEW



C1213-1/9702

FLAP ASSEMBLY (WHEEL WELL) - PARTS LIST

<u>KEY NO.</u>	<u>PART NUMBER</u>	<u>DESCRIPTION</u>	<u>QTY.</u>
1	8-25-08211	Flap, Wheel Well	2
2	8-13-07142	Clamp, Wheel Well Flap (Front)	2
3	8-13-07148	Clamp, Wheel Well Flap (Rear)	2
4	8-13-07147	Clamp, Wheel Well Flap (Front)	2
5	8-68-05090	Seal, Broom Chamber/Dump Door	1
6	2-00-05261	Threaded Insert	1
7	8-68-05088	Seal, Wheel Well (Right)	1
8	8-68-05089	Seal, Wheel Well (Left)	1
9*	8-34-09028	Insulation, Top	1
10*	8-34-09029	Insulation, Side	1
11	2-00-05261	Threaded Insert, 1/4-20	12

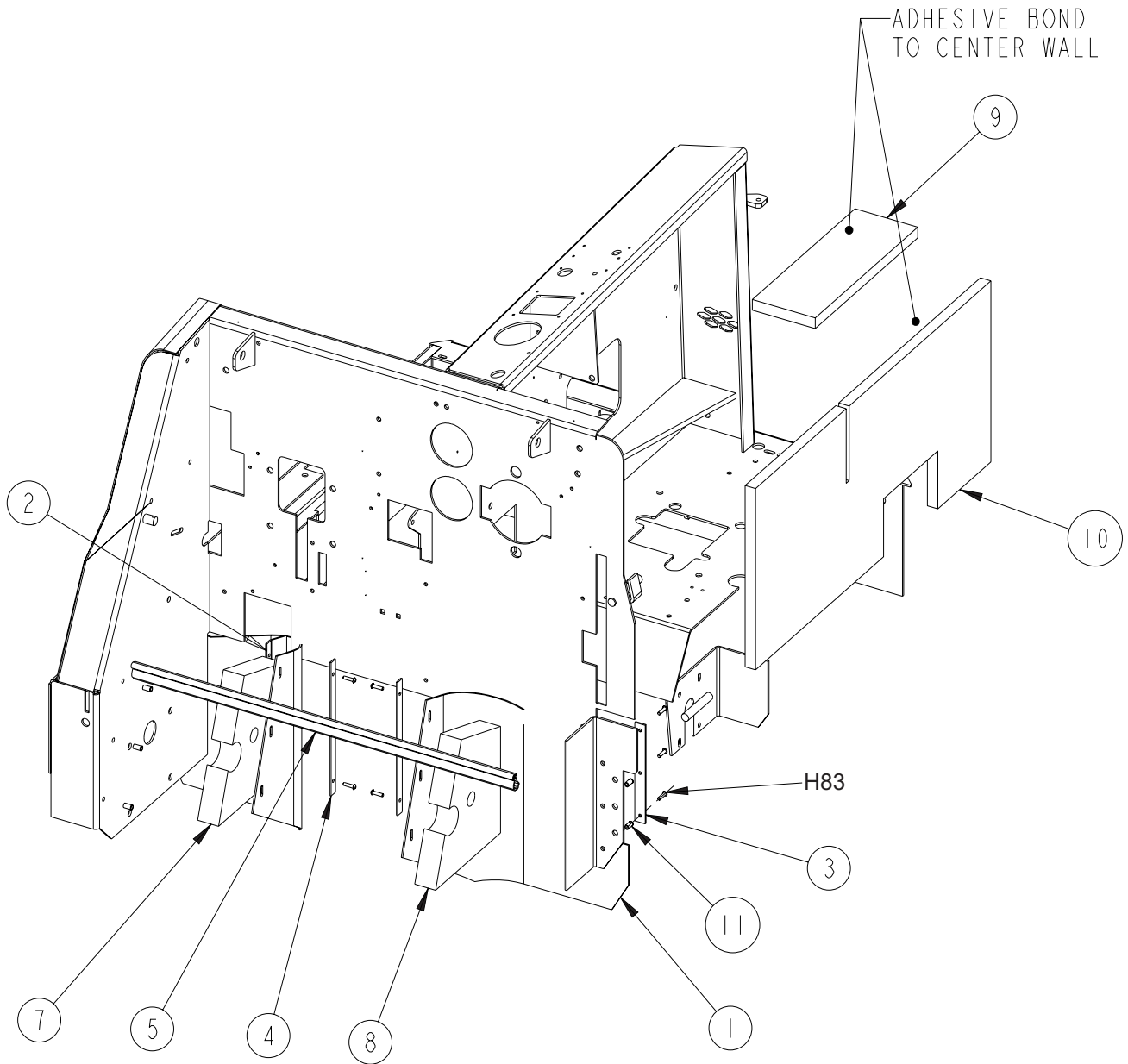
HARDWARE USED:

H83	2-00-04877	Screw, 1/4-20 x 1.000 BHS	12
-----	------------	---------------------------	----

* Use on Gas/LP & Diesel Machines Only

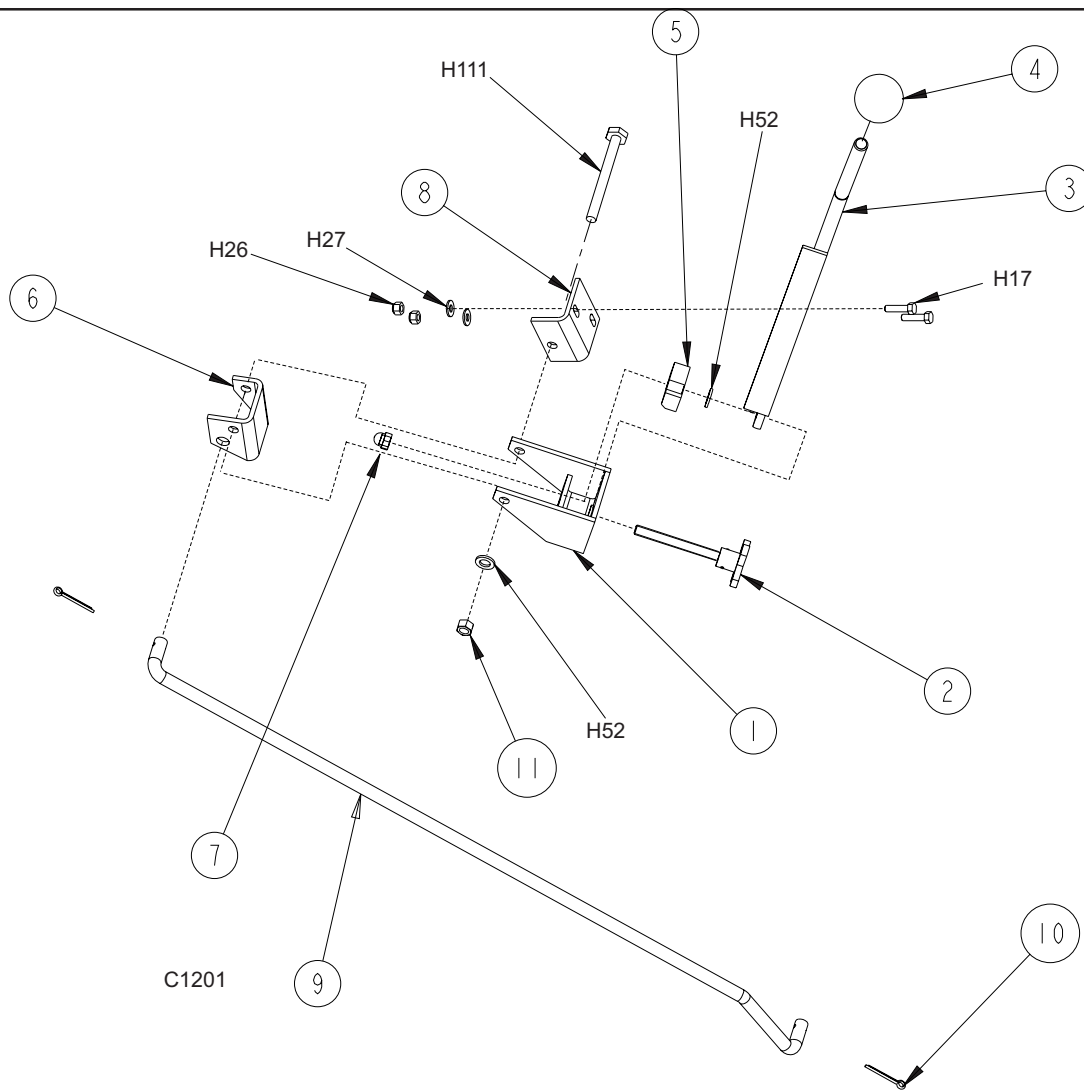
C-1227/9707

FLAP ASSEMBLY (WHEEL WELL) - EXPLODED VIEW



C-1227

MAIN BROOM LEVER



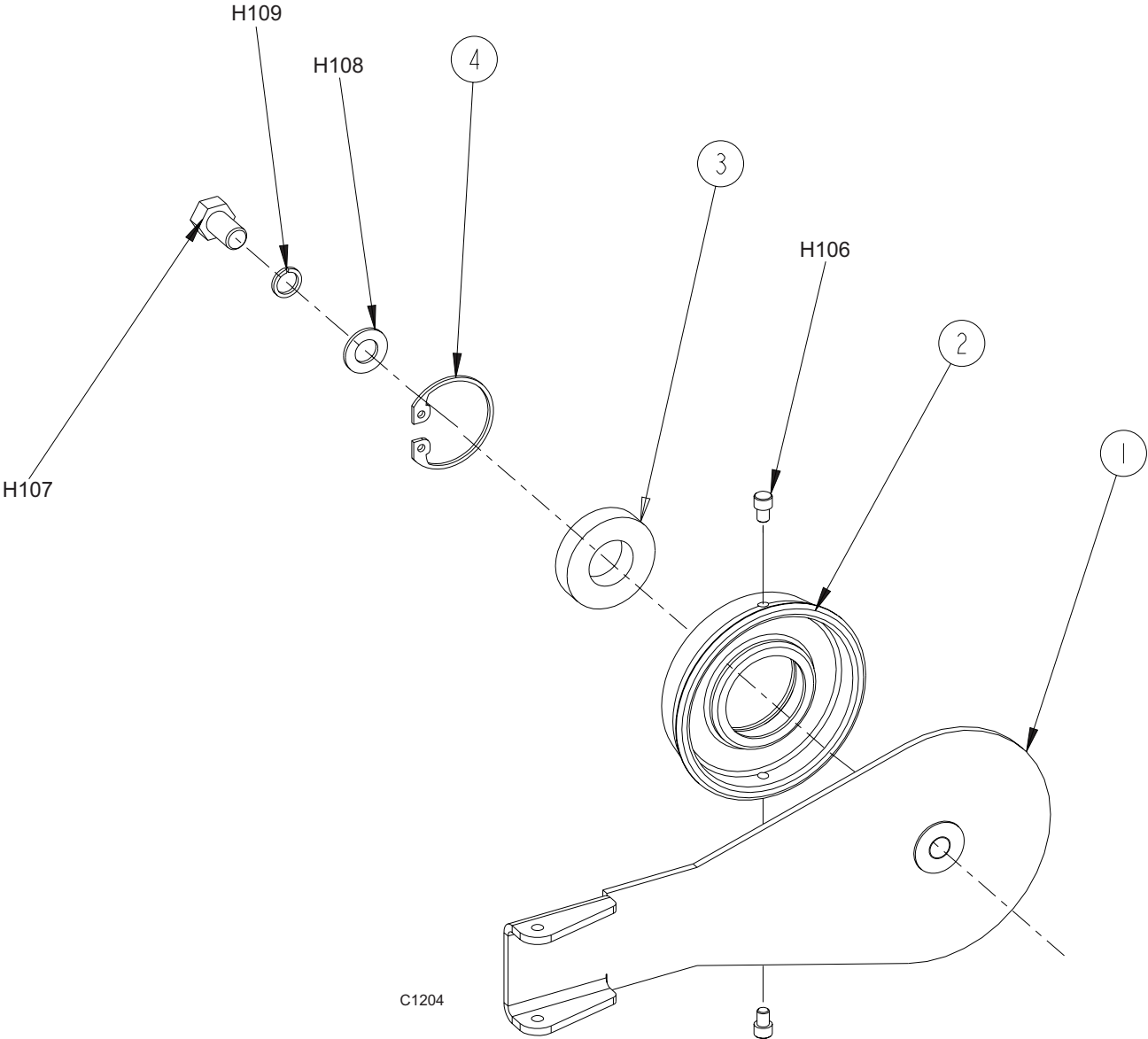
KEY NO.	PART NUMBER	DESCRIPTION	QTY
1	8-08-00773	Lift Weldment, Main Broom/Side Broom	1
2	8-39-00013	Knob Assembly	1
3	8-66-00166	Lever Handle	1
4	8-39-00003	Small Control Knob	1
5	8-50-03002	Broom Adjustment Block	1
6	8-08-00831	Main Broom Adjustment Angle	1
7	2-00-00650	Nut, Low Crown, 3/8-16	1
8	8-08-00779	Pivot, Main Broom Lift	1
9	8-66-00180	Rod, Main Broom Linkage	1
10	2-00-00776	Cotter Pin	2
11	2-95-04182	Nut, Elastic Stop	1

HARDWARE USED:

H17	2-00-00205	Screw, 1/4-20 x 1.000 HHC	2
H26	2-00-00641	Nut, 1/4-20 Insert Fiber	2
H27	2-00-03702	Washer, .625 x .281 x .063	2
H52	2-00-00402	Flat Washer, .750 x .390 x .094	1
H111	2-00-03296	Screw, 3/8-16 x 4.000 HHC	1

C-1201

MAIN BROOM IDLER



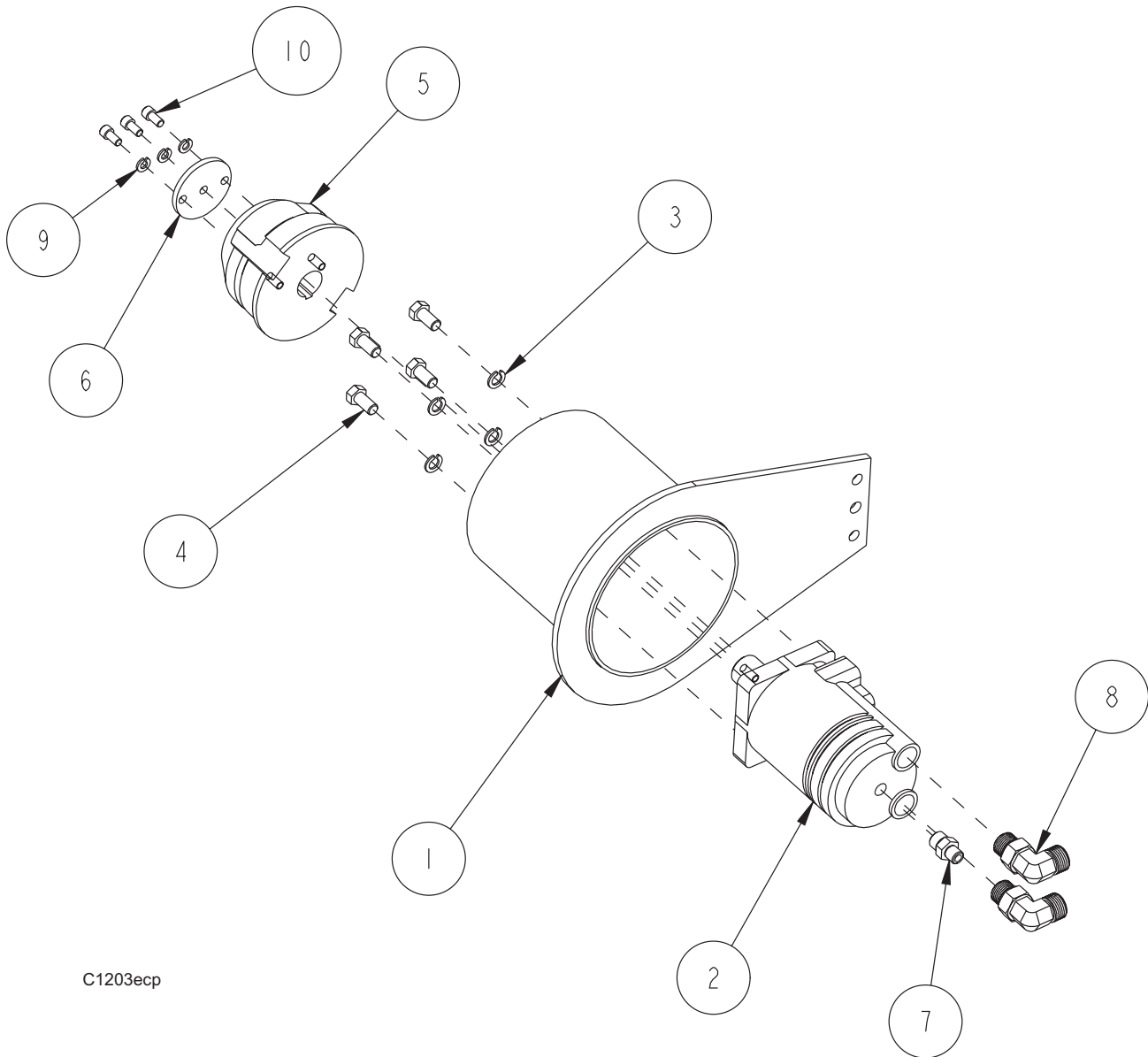
KEY NO.	PART NUMBER	DESCRIPTION	QTY.
1	8-16-00053	Broom Idler Arm Weldment	1
2	8-33-09090	Idler, Machined	1
3	2-00-04889	Bearing	1
4	2-00-04890	Retainer Clip	1

HARDWARE USED:

H106	2-00-04886	Screw, 3/8-16 x .500 HSHC	2
H107	2-00-04887	Screw	1
H108	2-00-04888	Washer	1
H109	2-00-00522	Lock Washer, 3/4 Helical Spring	1

C-1204

MAIN BROOM DRIVER

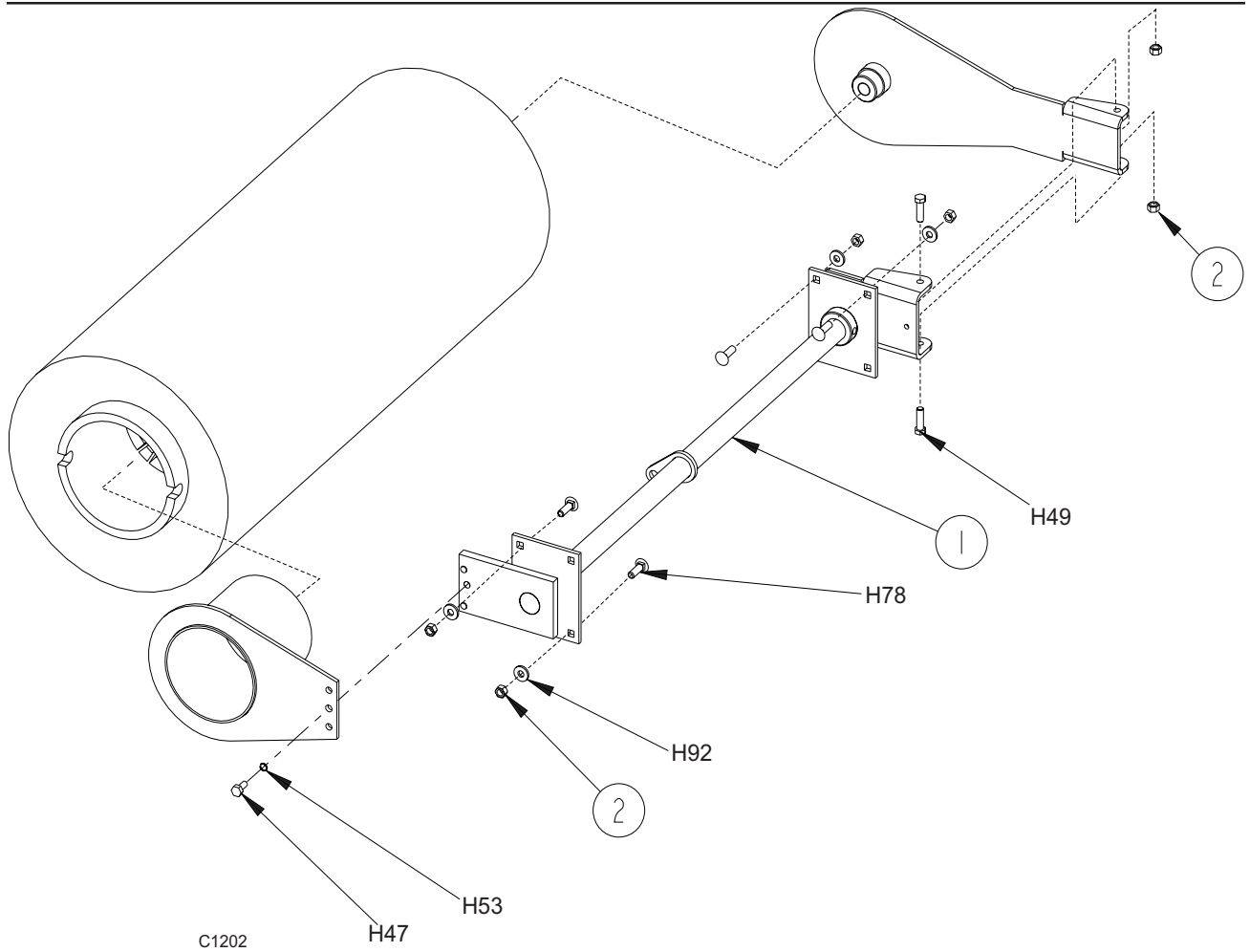


C1203ecp

<u>KEY NO.</u>	<u>PART NUMBER</u>	<u>DESCRIPTION</u>	<u>QTY.</u>
1	8-16-00041	Driver, Broom Arm	1
2	0882-040	Motor, Hydraulic	1
3	2-00-02310	Lock Washer, 3/8 Helical Spring	4
4	2-00-00232	Bolt, 3/8-16 x .75 Fin. Hex Head	4
5	8-33-09046-1	Hub, Broom Driver	1
6	8-58-05160	Lock Plate, Broom Driver	1
7	2-00-04895	Fitting, Straight Connector	1
8	2-00-04885	Fitting, 90° Elbow (O-Ring)	2
9	2-00-00518	Lock Washer, 1/4 Helical Spring	3
10	2-00-03039	Set Screw, 1/4-20 x .625 HSHC	3

C1203ecp/7-04

MAIN BROOM LIFT FRAME



<u>KEY NO.</u>	<u>PART NUMBER</u>	<u>DESCRIPTION</u>	<u>QTY.</u>
1	8-03-04316	Main Broom Lift Frame	1
2	2-95-04182	Nut, Elastic Stop	6

HARDWARE USED:

H47	2-00-00232	Screw, 3/8-16 x .750 HHC	1
H49	2-00-00209	Screw, 3/8-16 x 1.250 HHC	2
H53	2-00-02310	Lock Washer, Helical Spring 3/8 Med.	1
H78	2-00-05187	Carriage Bolt, 3/8-16 x 1.250	4
H92	2-00-04801	Flat Washer, .875 x .375 x .125	4

Main Broom Options

N/S	8-08-03224	Proex	Ref.
N/A	8-08-03225	Proex and Wire Main Broom	Ref.
N/S	8-08-03226	Nylon	Ref.
N/S	8-08-03227	Nylon, High Density Main Broom	Ref.
N/S	8-08-03228	Fiber and Wire High Density Main Broom	Ref.
N/S	8-08-03233	Nylon	Ref.

C-1202

SIDE BROOM ASSEMBLY - PARTS LIST

<u>KEY NO.</u>	<u>PART NUMBER</u>	<u>DESCRIPTION</u>	<u>QTY.</u>
1	0882-050	Side Broom Motor	1
2	8-55-08122	Pin, Side Broom Flange	1
3	8-08-03211	Side Broom	1
4	2-00-04921	Fitting	2
5	8-33-09091	Hub, Side Broom Weldment	1

HARDWARE USED:

H43	2-00-00409	Flat Washer, .687 x .344 x .062	3
H46	2-00-00644	Nut, 5/16-18, Insert Fiber	3
H47	2-00-00232	Screw, 3/8-16 x .750 HHC	4
H53	2-00-02310	Lock Washer, Helical Spring 3/8 Med.	4
H84	2-00-00228	Screw, 5/16-18 x 2.250 HHC	3

Side Broom Options

N/S	8-08-03212	Black Prolene Side Broom	Ref.
N/S	8-08-03211	Nylon Side Broom	Ref.

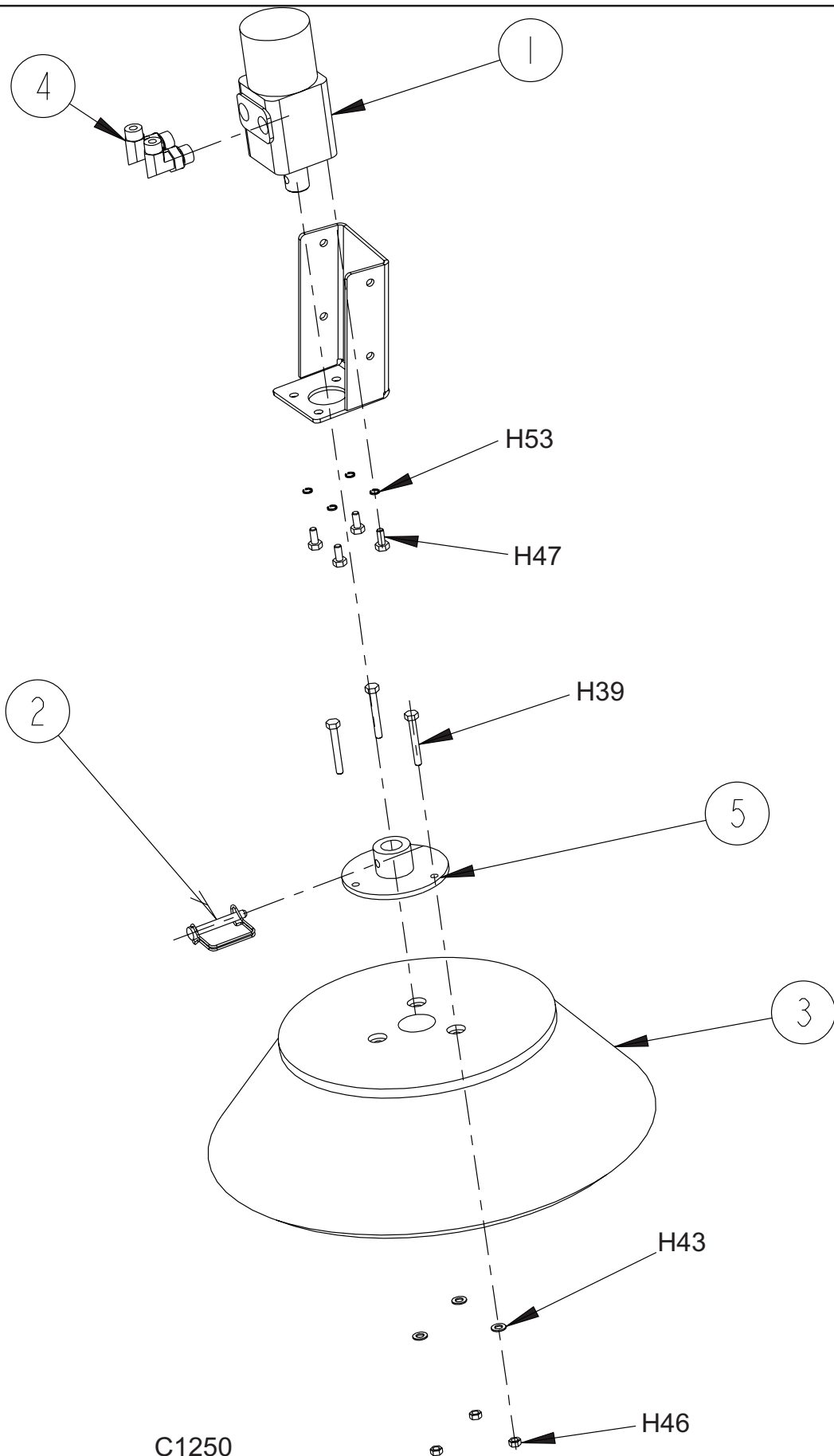
0880-439

Wire Bristle Side Broom Option

N/S	8-08-03199	Wire Side Broom	1
N/S	8-58-05248	Plate	1
N/S	2-00-04121	Screw #10 - 13 x .750 RHW	3

C-1250

SIDE BROOM ASSEMBLY - EXPLODED VIEW



C1250

SIDE BROOM LIFT SYSTEM - PARTS LIST

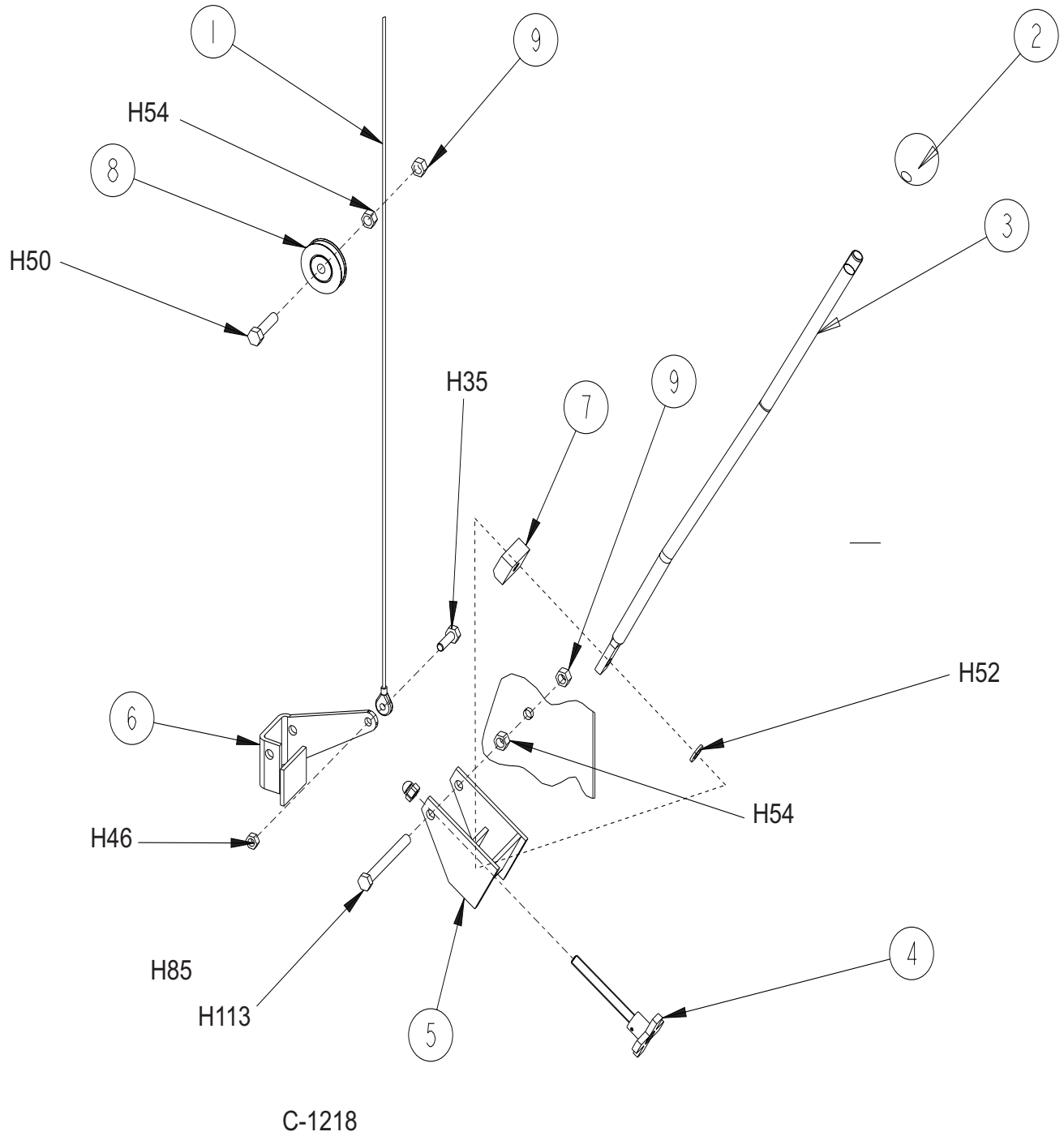
<u>KEY NO.</u>	<u>PART NUMBER</u>	<u>DESCRIPTION</u>	<u>QTY.</u>
1	8-08-00772	Bracket, Side Broom	1
2	8-08-00790	Bracket, Side Broom	1
3	7-76-00101	Spring	2
4	8-08-00846	Pivot Bracket, Side Broom	1
5	2-95-04182	Nut, Elastic Stop	14
6	2-95-04689	Flat Washer	1
7	7-13-07130	Clip, Cable Retainer	1
8	7-60-00160	Pulley, Cable	1
9	8-42-05136	Link, Side Broom	2
10	8-10-00040	Cable	1

HARDWARE USED:

H35	2-00-02708	Screw, 5/16-18 x 1.000 HHM	1
H43	2-00-00409	Flat Washer, .687 x .344 x .062	2
H45	2-00-00585	Nut, Hex. 5/16-18 x .500 x .265	2
H46	2-00-00644	Nut, 5/16-18, Insert Fiber	3
H48	2-00-00233	Screw, 3/8-16 x 1.000 HHC	5
H49	2-00-00209	Screw, 3/8-16 x 1.250 HHC	6
H50	2-00-00234	Screw, 3/8-16 x 1.500 HHC	1
H52	2-00-00402	Flat Washer, .750 x .390 x .094	3
H54	2-00-02360	Nut, 3/8-16 Hex.	2
H173	2-00-02709	Screw, 5/16-18 x 1.500	2

C-1219

SIDE BROOM LIFT SYSTEM - EXPLODED VIEW



SIDE BROOM LEVER - PARTS LIST

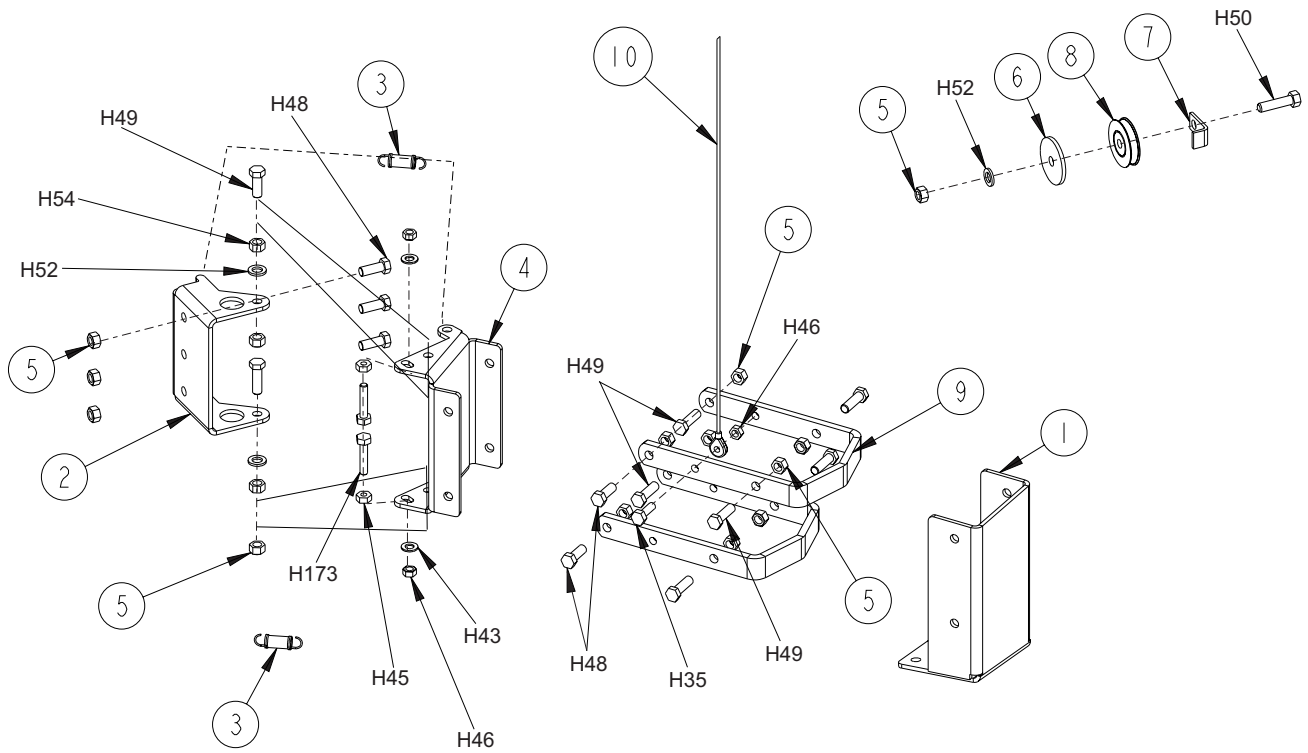
<u>KEY NO.</u>	<u>PART NUMBER</u>	<u>DESCRIPTION</u>	<u>QTY.</u>
1	8-10-00040	Cable	1
2	8-39-00003	Control Knob	1
3	8-66-00167	Lever Handle, Side Broom	1
4	8-39-00013	Knob Assembly	1
5	8-08-00773	Broom Lift Weldment	1
6	8-08-00866	Bracket, Side Broom Angle Adjustment	1
7	8-50-03002	Broom Adjustment Block	1
8	7-60-00160	Pulley, Cable	1
9	2-95-04182	Nut, Fibre	1

HARDWARE USED:

H35	2-00-02708	Screw, 5/16-18 x 1.000 HHM	1
H46	2-00-00644	Nut, 5/16-18, Insert Fiber	1
H50	2-00-00234	Screw, 3/8-16 x 1.500 HHC	1
H52	2-00-00402	Flat Washer, .750 x .390 x .094	1
H54	2-00-02360	Nut, 3/8-16 Hex.	2
H85	2-00-00650	Nut, Cap 3/8-16 Low Crown	1
H113	2-00-03333	Screw, 3/8-16 x 3.750 HHC	1

C-1219

SIDE BROOM LEVER - EXPLODED VIEW



C-1219

BROOM CHAMBER, FLAPS, & SEALS - PARTS LIST

<u>KEY NO.</u>	<u>PART NUMBER</u>	<u>DESCRIPTION</u>	<u>QTY.</u>
1	8-27-07121	Frame Weldment	1
2	8-25-08213	Flap, Broom Chamber Outer	1
3	8-13-07143	Clamp, Broom Chamber Inner	1
4	8-25-08214	Flap, Broom Chamber Inner	1
5	8-13-07144	Clamp, Broom Chamber Outer	1
6	8-29-00257	Gasket	1
7	8-29-00232	Gasket	1
8	8-29-00234	Gasket	1
9	8-29-00233	Gasket	3
10	8-21-04048	Edging	2
11	7-21-03003	Edging	2
12*	8-89-04016	Weight, 13.5 lbs.	6
13	8-29-00256	Gasket	1
14	8-21-04015	Edging	1

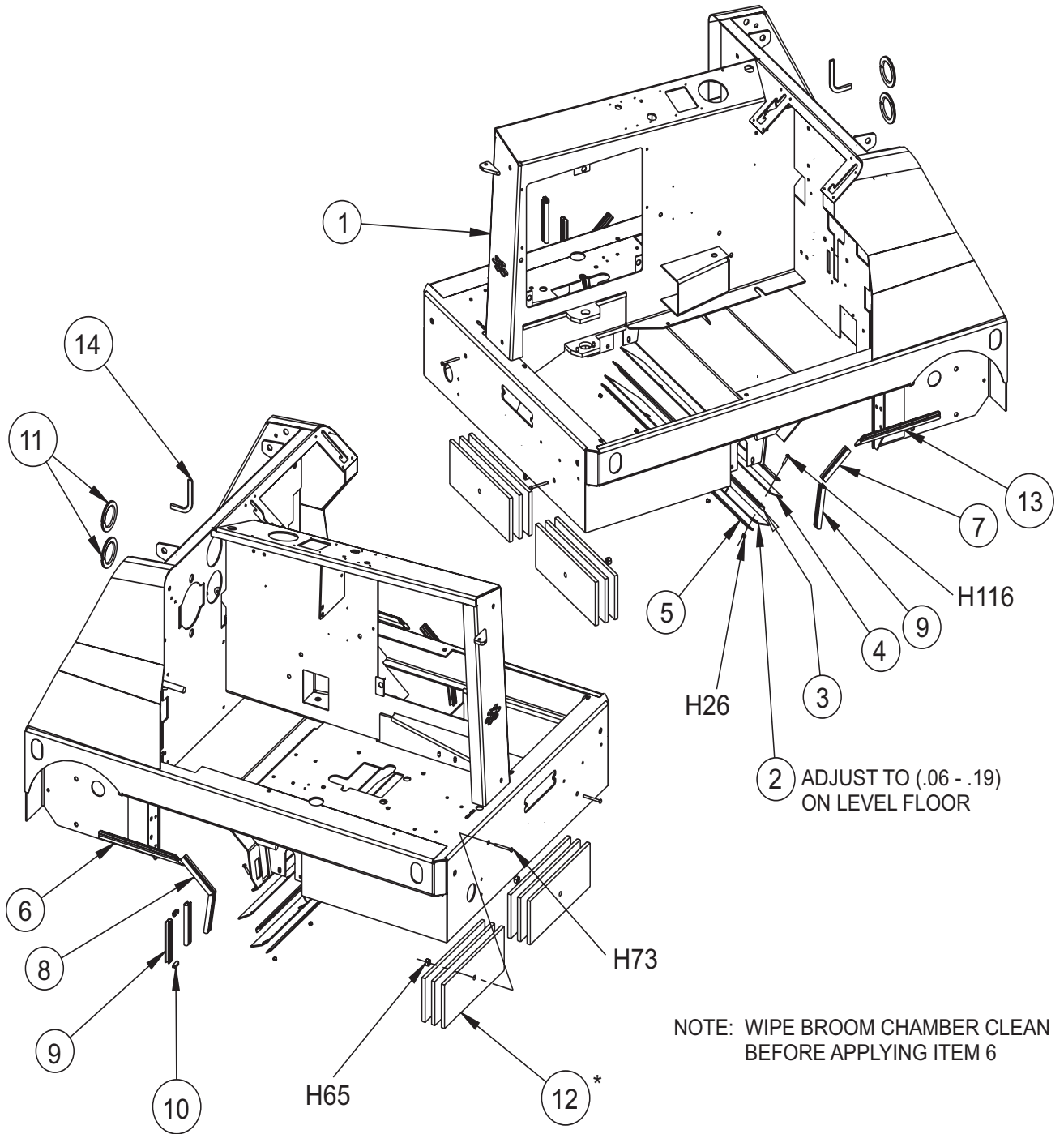
*USED ON GAS, LP ANS DIESEL MACHINES ONLY

HARDWARE USED:

H26	2-00-00641	Nut, 1/4-20 Insert Fiber	5
H65	2-00-04936	Nut, 1/2 - 13 Fiber Lock	2
H73	2-00-00247	Screw, 1/2 - 13 x 2.500 HHC	2
H116	2-00-01951	Carriage Bolt, 1/4-20 x 1.250	5

C-1228/9706

BROOM CHAMBER, FLAPS, & SEALS - EXPLODED VIEW



C-1228/9706

BRAKE PEDAL - PARTS LIST

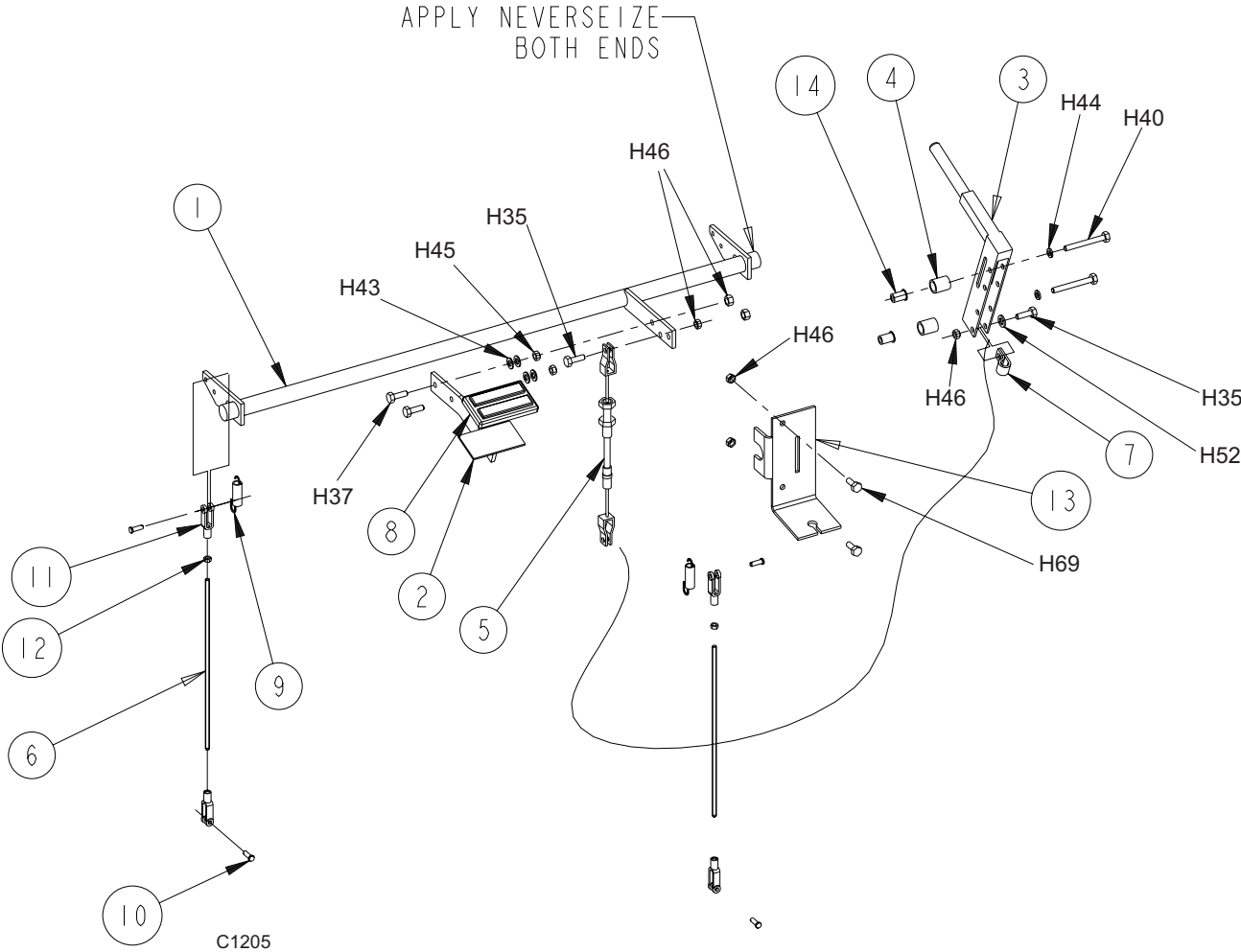
<u>KEY NO.</u>	<u>PART NUMBER</u>	<u>DESCRIPTION</u>	<u>QTY.</u>
1	8-70-05302	Brake Cross Shaft	1
2	8-55-00037	Brake Pedal	1
3	7-41-05083	Lever, Parking Brake	1
4	8-75-01184	Spacer, Lever Mounting	2
5	8-10-00038	Cable	1
6	8-66-00185	Brake Rod, 14"	2
7	2-00-05169	Cable Clamp	1
8	7-50-05145	Pad, Pedal	1
9	7-76-00051	Spring	2
10	2-00-04909	Yoke Pin Assembly	4
11	8-14-01006	Clevis	4
12	2-95-01999	Nut, Jam	2
13	8-08-00833	Center Bracket, Brake Linkage	1
14	2-00-05330	Threaded Insert, 5/16-18	2

HARDWARE USED:

H35	2-00-02708	Screw, 5/16-18 x 1.000 HHM	1
H37	2-00-00207	Screw, 5/16-18 x 1.250 HHC	2
H40	2-00-01770	Screw, 5/16-18 x 2.750 HHC	2
H43	2-00-00409	Flat Washer, .687 x .344 x .062	4
H44	2-00-00530	Lock Washer, 5/16 HS Med.	2
H45	2-00-00585	Nut, Hex. 5/16-18 x .500 x .265	2
H46	2-00-00644	Nut, 5/16-18, Insert Fiber	5
H69	2-00-01255	Screw, 5/16-18 x .875 HHC	2

C-1205

BRAKE PEDAL - EXPLODED VIEW



FILTER SHAKER - PARTS LIST

<u>KEY NO.</u>	<u>PART NUMBER</u>	<u>DESCRIPTION</u>	<u>QTY.</u>
1	8-13-07139	Clamp, Filter	1
2	8-55-08119	Pin, Shaker Pivot	1
3	2-00-03589	1/2" Stop Collar	2
4	8-58-05284	Shaker Plate	1
5	8-03-04302	Shaker Arm	1
6	8-16-07406	Filter Shaker Motor Cover	1
7	0860-623	Filter Shaker Motor (12 vdc)	1
8*	0860-624	Filter Shaker Motor (36vdc)	1
9	8-89-04019	Weight	1
10	8-24-04148	Filter	1
	8-24-04148-2	POLY Filter Option	
11	8-13-07121	Shaker Mounting Angle	1
12	8-41-00053	Latch	1
13	8-90-07433	Wire, Hopper Shaker	Ref.
14	8-08-00826	Shaker Mounting Angle	1

Item 13 is shown on the Connection Drawing on page 176, 176A, and 176B

HARDWARE USED:

H26	2-00-00641	Nut, 1/4-20 Insert Fiber	6
H27	2-00-03702	Washer, .625 x .281 x .063	6
H34	2-00-00208	Screw, 5/16-18 x .750 HHC	2
H37	2-00-00207	Screw, 5/16-18 x 1.250 HHC	2
H46	2-00-00644	Nut, 5/16-18, Insert Fiber	4
H62	2-00-00405	Flat Washer, 1.063 x .531 x .094	3
H69	2-00-01255	Screw, 5/16-18 x .875 HHC	2
H86	2-00-03575	Carriage Bolt, 1/4-20 x .750	6
H87	2-00-00263	Set Screw, 1/4-20 x .250 HSKCP	1
H219	2-00-05359	Nut, Serrated Flange 5/16-18	4

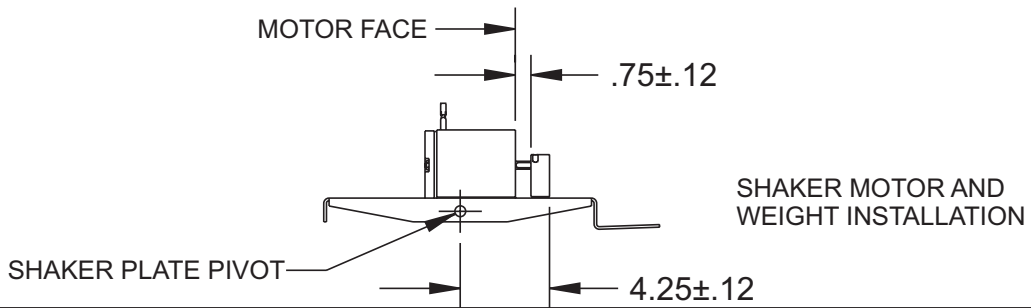
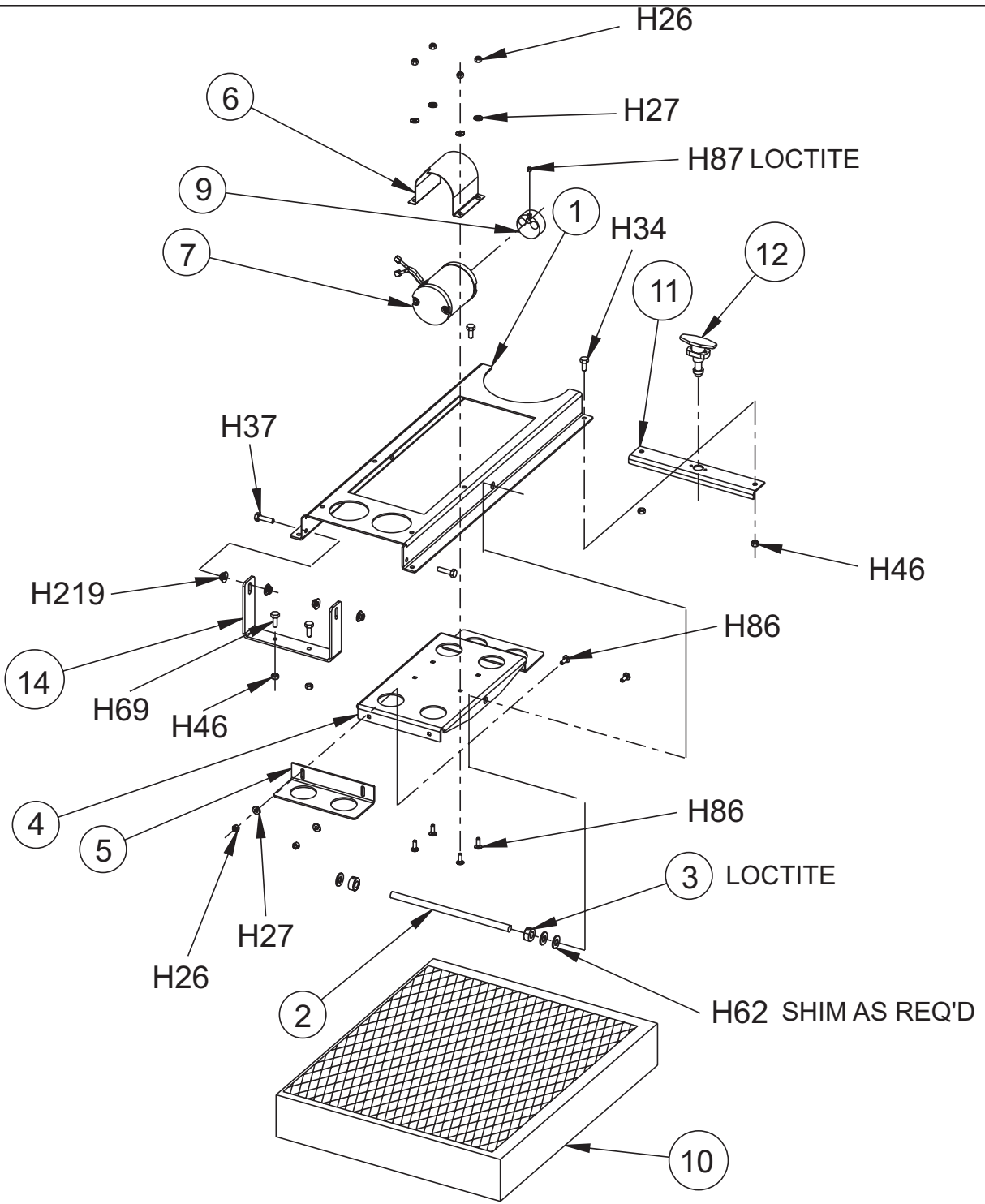
For Battery Machine Only

Frame and Shaker Adjustment Instructions:

1. Adjust Frame to Filter - Adjust filter frame pivot bolts and pawl of filter frame latch such that filter gasket compress approximately 1/8".
2. Adjust shaker to filter - Adjust shaker arm (8-03-04302) such that it and shaker plate (8-58-05273) force filter screen to contact filter media. **NOTE:** Do not compress filter media with shaker

C-1208

FILTER SHAKER - EXPLODED VIEW



SEAT & FLOOR ASSEMBLY - PARTS LIST

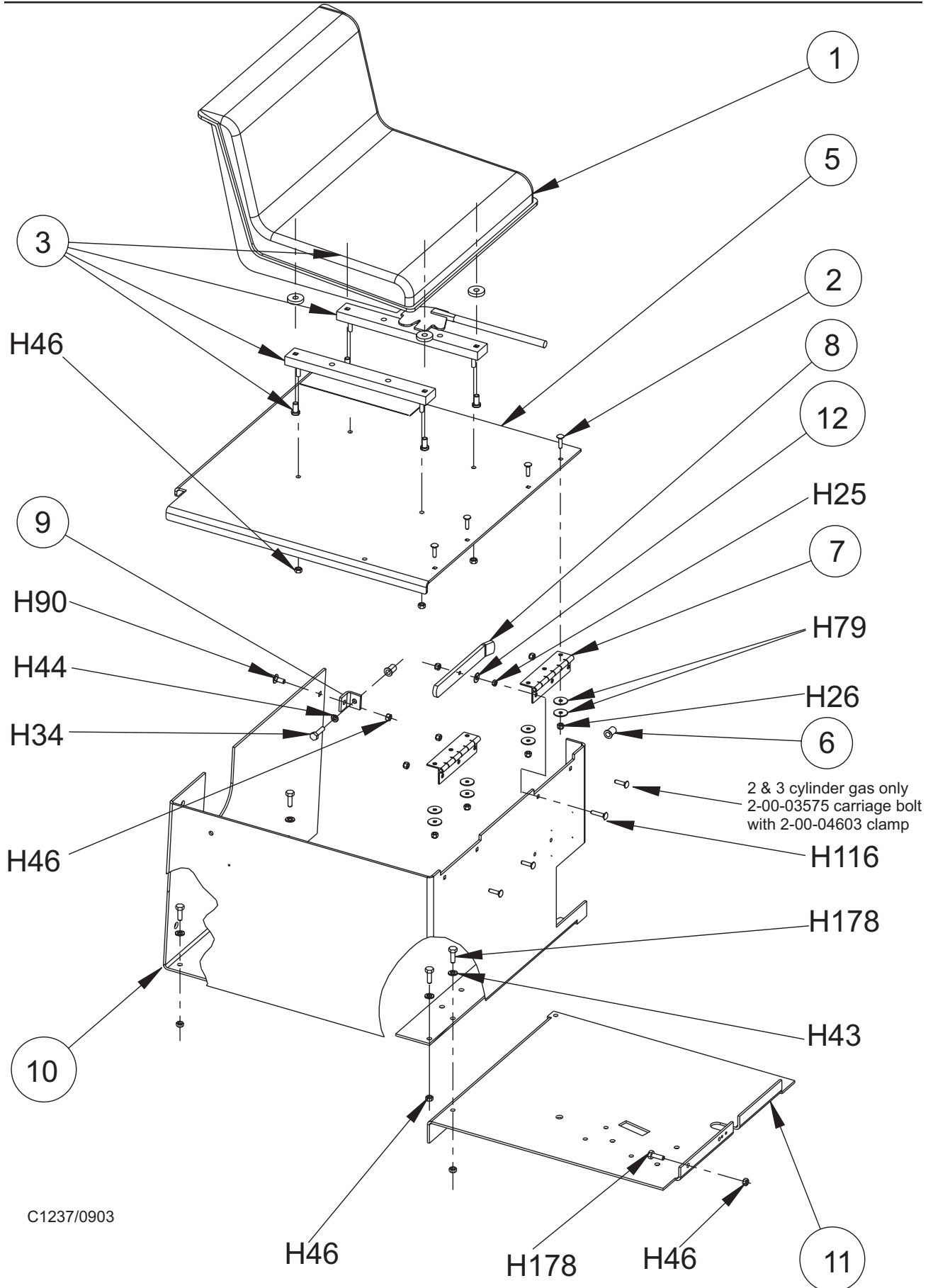
<u>KEY NO.</u>	<u>PART NUMBER</u>	<u>DESCRIPTION</u>	<u>QTY.</u>
1	8-69-00022	Seat	1
2			
3	7-72-05005	Slide, Adjuster Kit	1
4			
5	8-52-00186	Seat Deck	1
6	2-00-05330	Threaded Insert	1
7	8-32-00044	Hinge	2
8	8-41-00064	Stop, Seat Deck	1
9	8-08-00834	Bracket	1
10	8-33-05124	Housing, Seat & Fuel	1
11	8-58-05782	Floor-Kick Panel	1
12	7-23-03048	Spring Washer	1

HARDWARE USED:

H25	2-00-00594	Nut, Hex 1/4-20 x .437 x .218	1
H26	2-00-00641	Nut, 1/4-20 Insert Fiber	8
H34	2-00-00208	Screw, 5/16-18 x .750 HHC	1
H43	2-00-00409	Flat Washer, .687 x .344 x .062	4
H44	2-00-00530	Lock Washer, 5/16 HS Med.	1
H46	2-00-00644	Nut, 5/16-18, Insert Fiber	10
H79	2-00-01676	Flat Washer, 1.062 x .265 x .06	8
H90	2-00-03569	Carriage Bolt, 5/16-18 x .750	5
H116	2-00-01951	Carriage Bolt, 1/4-20 x 1.250	1
H178	2-00-00206	Screw, 5/16-18 x 1.000 HHC	5

C1237/0903

SEAT & FLOOR ASSEMBLY - EXPLODED VIEW



C1237/0903

BATTERY SEAT COMPARTMENT - PARTS LIST

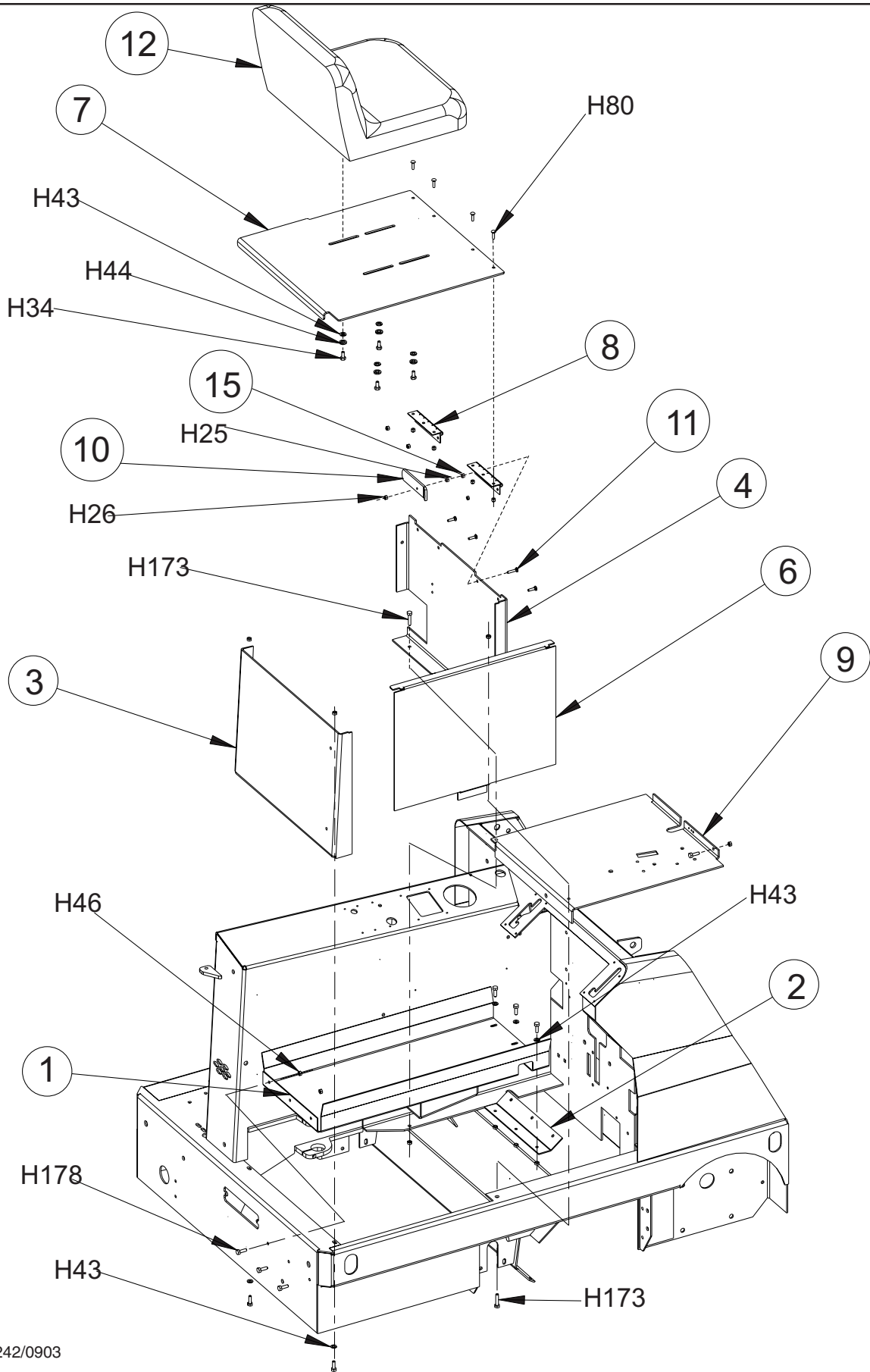
<u>KEY NO.</u>	<u>PART NUMBER</u>	<u>DESCRIPTION</u>	<u>QTY.</u>
1	8-51-05019	Pan , Battery	1
2	8-25-06013	Flange , Battery Pan	1
3	8-52-00174	Panel- Seat, Rear	1
4	8-52-00175	Panel-Seat, Front	1
5			
6	8-52-00178	Panel- Battery Access	1
7	8-52-00177	Panel-Seat Mounting	1
8	8-32-00044	Hinge	2
9	8-58-05782	Plate, Floor	1
10	8-41-00064	Stop, Seat Deck	1
11			
12	8-69-00022	Seat	1
13	8-79-00030	Static Strap	1
14	2-95-04182	Fiber Nut	1
15	7-23-03048	Spring Washer	1

HARDWARE USED:

H25	2-00-00594	Nut,Hex 1/4 - 20 x .437 x .218	1
H26	2-00-00641	Nut 1/4 - 20 Fiber Insert	8
H34	2-00-00208	Screw, 5/16 - 18 Fiber Insert	4
H43	2-00-00409	Falt Washer, .687 x .344 x .062	9
H44	2-00-00530	Lock Washer, 5/16 HS Med.	4
H46	2-00-00644	Nut, 5/16 - 18 Fiber Insert	15
H48	2-00-00233	Screw, 3/8 - 16 x 1.000 HHC	1
H80	2-00-02196	Carriage Bolt 1/4 - 20 x 1.000 RHM	7
H94	2-00-00410	Flat Washer, .875 x .375 x .060	1
H116	2-00-01951	Carriage Bolt 1/4 - 20 x 1.250	1
H120	2-00-03829	Lock Washer, 3/8 Bolt	1
H173	2-00-02709	Screw, 5/16 - 18 x 1.500	2
H178	2-00-00206	Screw, 5/16 - 18 x 1.000 HHC	13

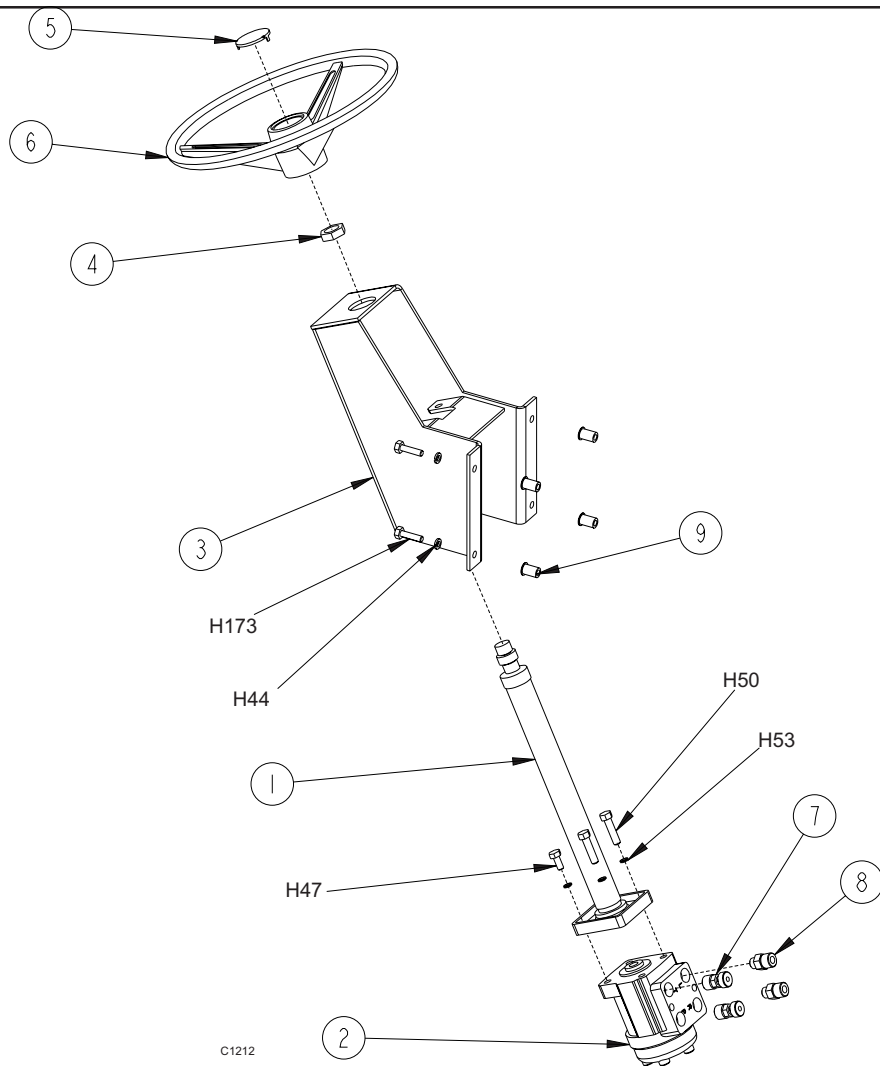
C1242/0903

BATTERY SEAT COMPARTMENT - EXPLODED VIEW



C1242/0903

STEERING COLUMN



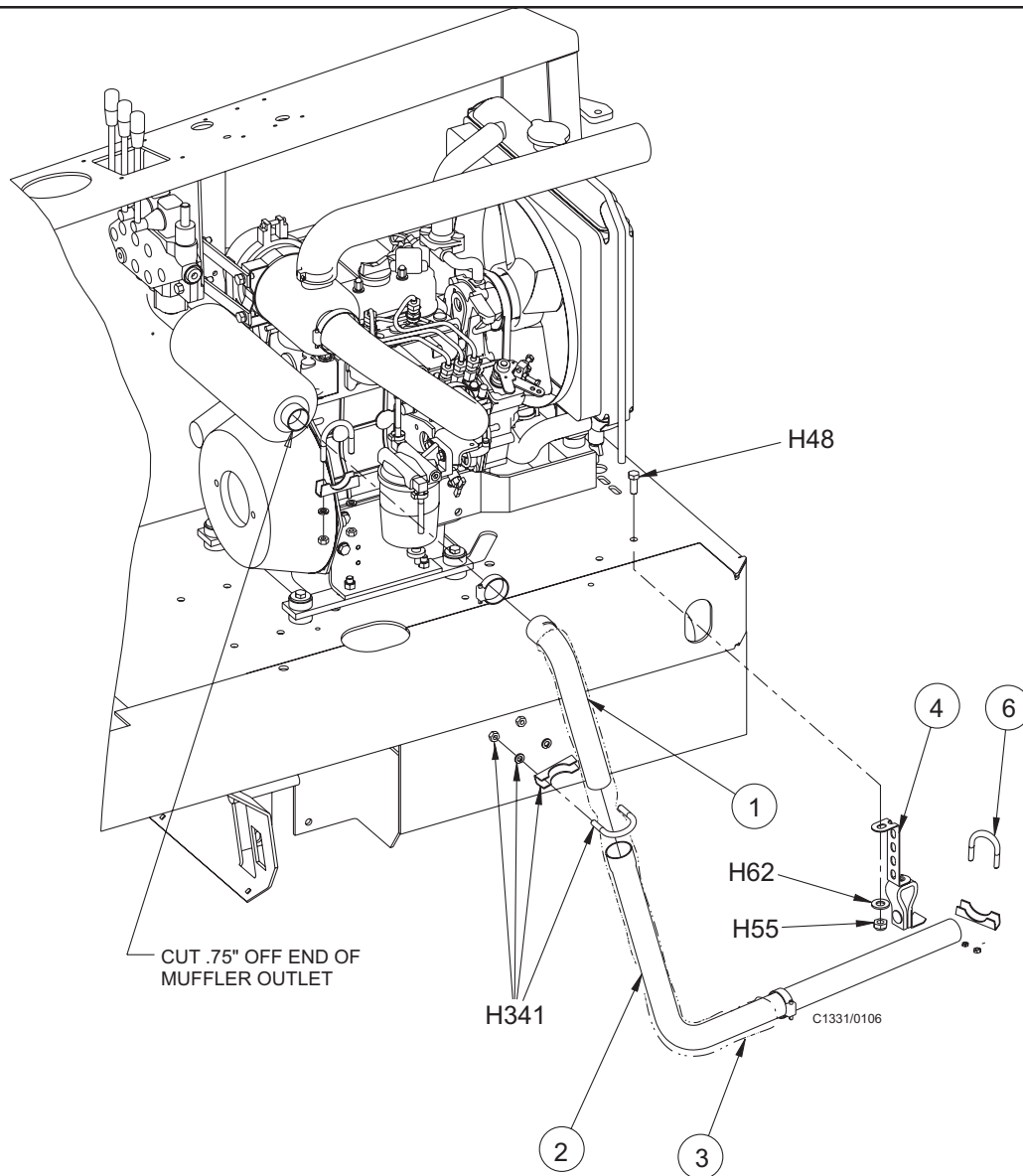
KEY NO.	PART NUMBER	DESCRIPTION	QTY.
1	8-70-05303	Steering Column	1
2	8-60-05026	Steering Column Unit	1
3	8-33-05127	Steering, Housing	1
4	8-23-03072	Nut, Special	1
5	8-11-00052	Steering Wheel Cap	1
6	8-89-08074	Steering Wheel	1
7	2-00-04970	Fitting, Connector	2
8	2-00-05264	Fitting	2
9	2-00-05330	Threaded Insert, 5/16-18	4

HARDWARE USED:

H44	2-00-00530	Lock Washer, 5/16 HS Med.	4
H47	2-00-00232	Screw, 3/8-16 x .750 HHC	2
H50	2-00-00234	Screw, 3/8-16 x 1.500 HHC	2
H53	2-00-02310	Lock Washer, Helical Spring 3/8 Med.	4
H173	2-00-02709	Screw, 5/16-18 x 1.500	4

C-1212

EXHAUST PIPE (3 CYL. KUBOTA DIESEL)



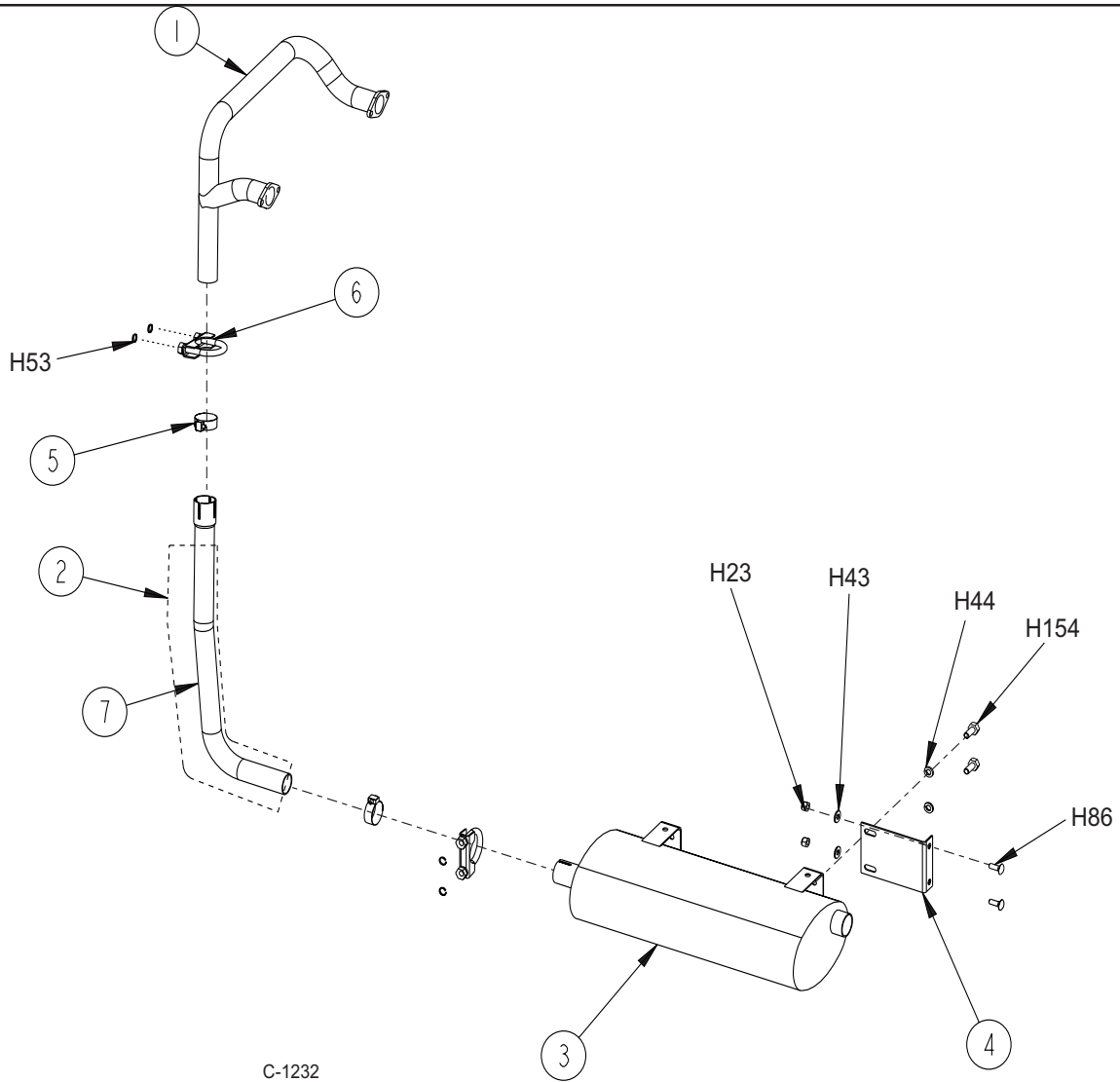
<u>KEY NO.</u>	<u>PART NUMBER</u>	<u>DESCRIPTION</u>	<u>QTY.</u>
1	8-56-04055	Pipe - Upper - Exhaust	1
2	8-56-04056	Pipe - Lower - Exhaust	1
3	7-34-09015	Sleeve - Insulating	1
4	7-31-07017	Hanger, Muffler	1
5	2-00-03404	Clamp	2
6	7-13-07076	Clamp - Muffler 1 3/8	1

HARDWARE USED:

H48	2-00-00233	Screw, 3/8-16 x 1.000 HHC	1
H55	2-00-00643	Nut, 3/8-16 Stop	1
H62	2-00-00405	Flatwasher, 1.063 x .531 x .094	1
H341	2-00-04040	Muffler Clamp	2

C1331/0106

KAWASAKI 20 HP MUFFLER (2-CYL. GAS)



C-1232

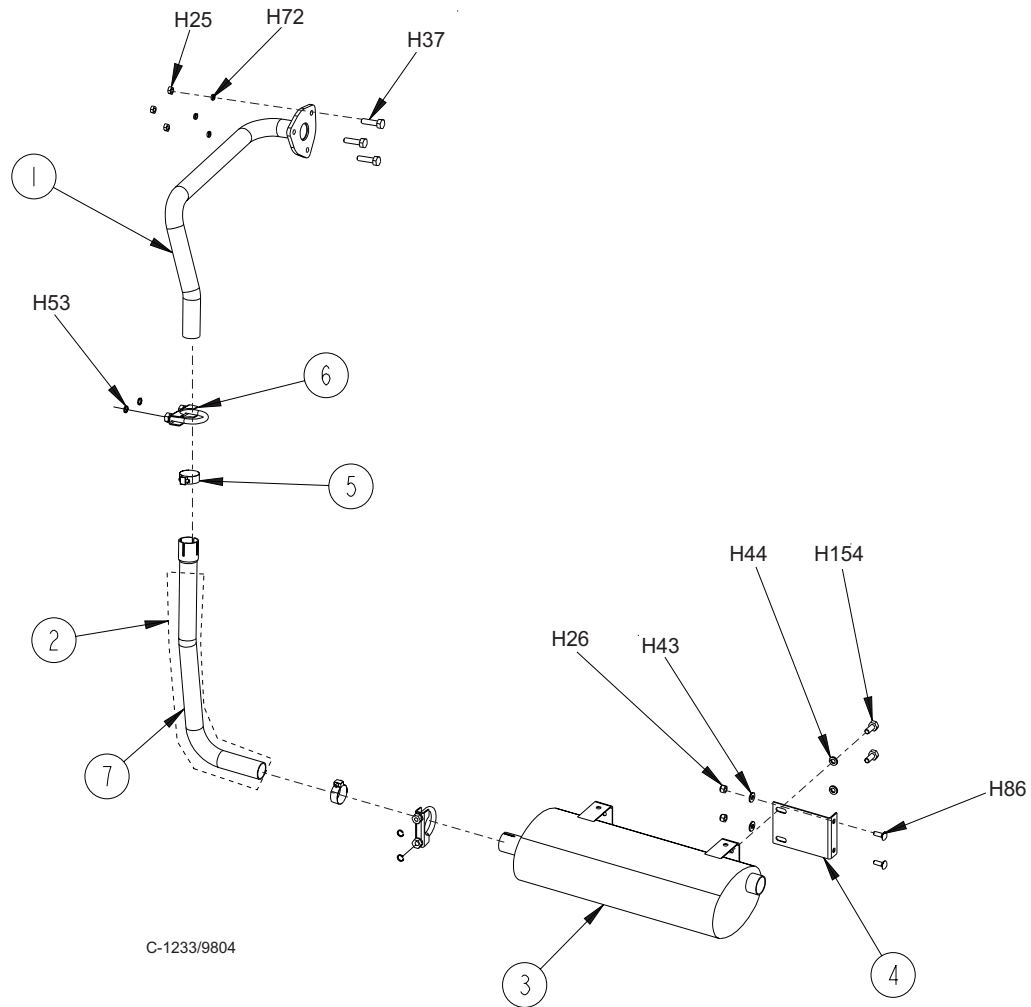
<u>KEY NO.</u>	<u>PART NUMBER</u>	<u>DESCRIPTION</u>	<u>QTY.</u>
1	8-48-00021	Exhaust Manifold	1
2	7-34-09015	Sock	1
3	8-49-00027	Muffer	1
4	8-08-00849	Bracket, Muffer	1
5	2-00-02220	Hose Clamp	2
6	8-13-07066	Clamp	2
7	8-56-04048	Exhaust Pipe	1

HARDWARE USED:

H26	2-00-00641	Nut, 1/4-20 Insert Fiber	2
H43	2-00-00409	Flat Washer, .687 x .344 x .062	2
H44	2-00-00530	Lock Washer, 5/16 HS Med.	2
H53	2-00-02310	Lock Washer, Helical Spring 3/8 Med.	4
H86	2-00-03575	Carriage Bolt, 1/4-20 x .750	2
H154	2-00-04363	Screw, M8-1.250 x .750	2

C-1232

KUBOTA 14 HP MUFFLER (2-CYL. DIESEL)



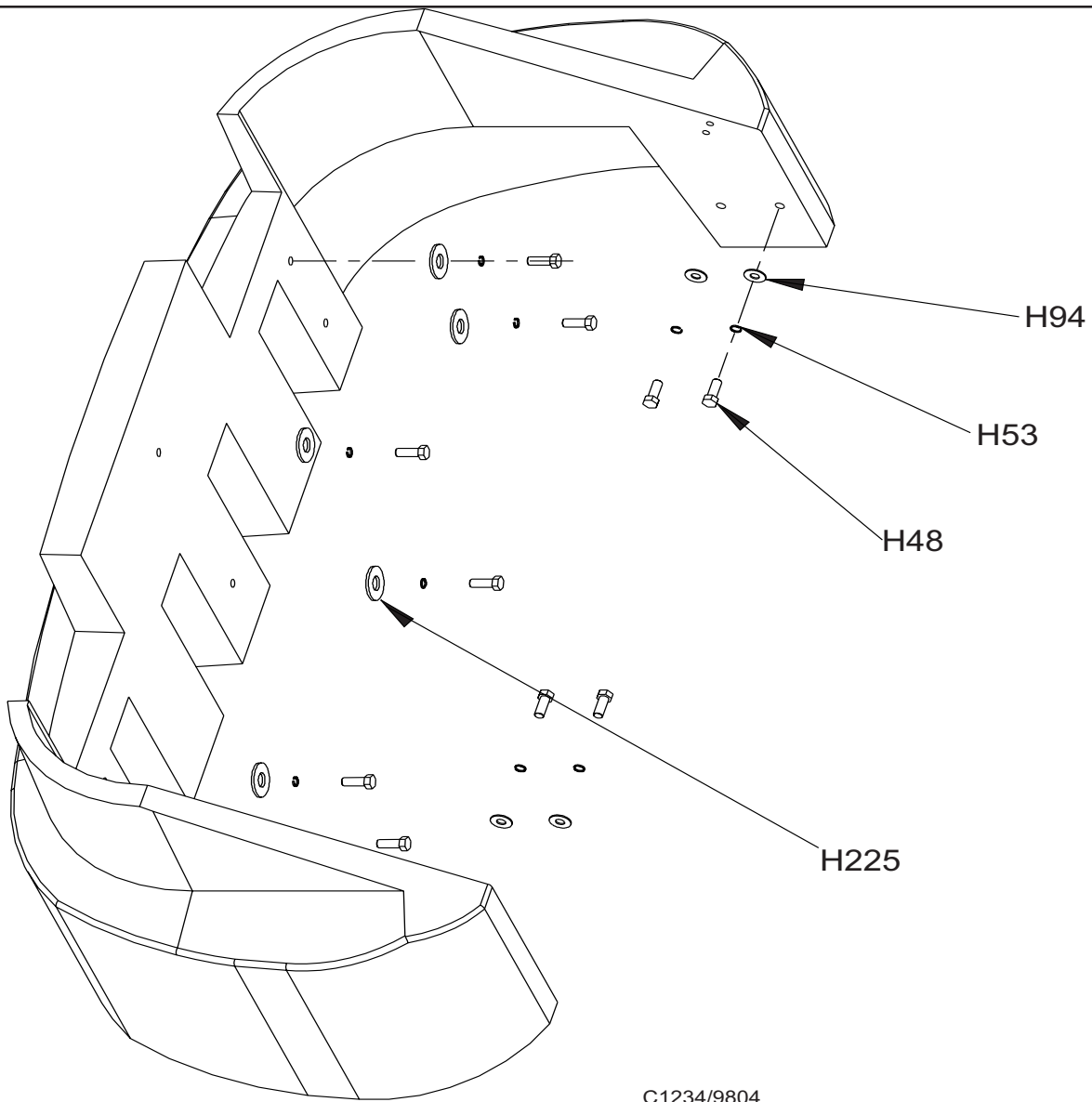
<u>KEY NO.</u>	<u>PART NUMBER</u>	<u>DESCRIPTION</u>	<u>QTY.</u>
1	8-56-04049	Exhaust Pipe	1
2	7-34-09015	Sock	1
3	8-49-00027	Muffler	1
4	8-08-00849	Bracket, Muffler	1
5	2-00-02220	Clamp, Hose	2
6	8-13-07066	Clamp	2
7	8-56-04048	Exhaust Pipe	1

HARDWARE USED:

H25	2-00-00594	Nut, Hex 1/4-20 x .437 x .218	3
H26	2-00-00641	Nut, 1/4-20 Insert Fiber	2
H37	2-00-00207	Screw, 5/16-18 x 1.250 HHC	3
H43	2-00-00409	Flat Washer, .687 x .344 x .062	2
H44	2-00-00530	Lock Washer, 5/16 HS Med.	2
H53	2-00-02310	Lock Washer, Helical Spring 3/8 Med.	4
H72	2-00-00518	Lock Washer, Helical Spring	3
H86	2-00-03575	Carriage Bolt, 1/4-20 x .750	2
H154	2-00-04363	Screw, M8-1.250 x .750	2

C-1233/9804

FRONT BUMPER

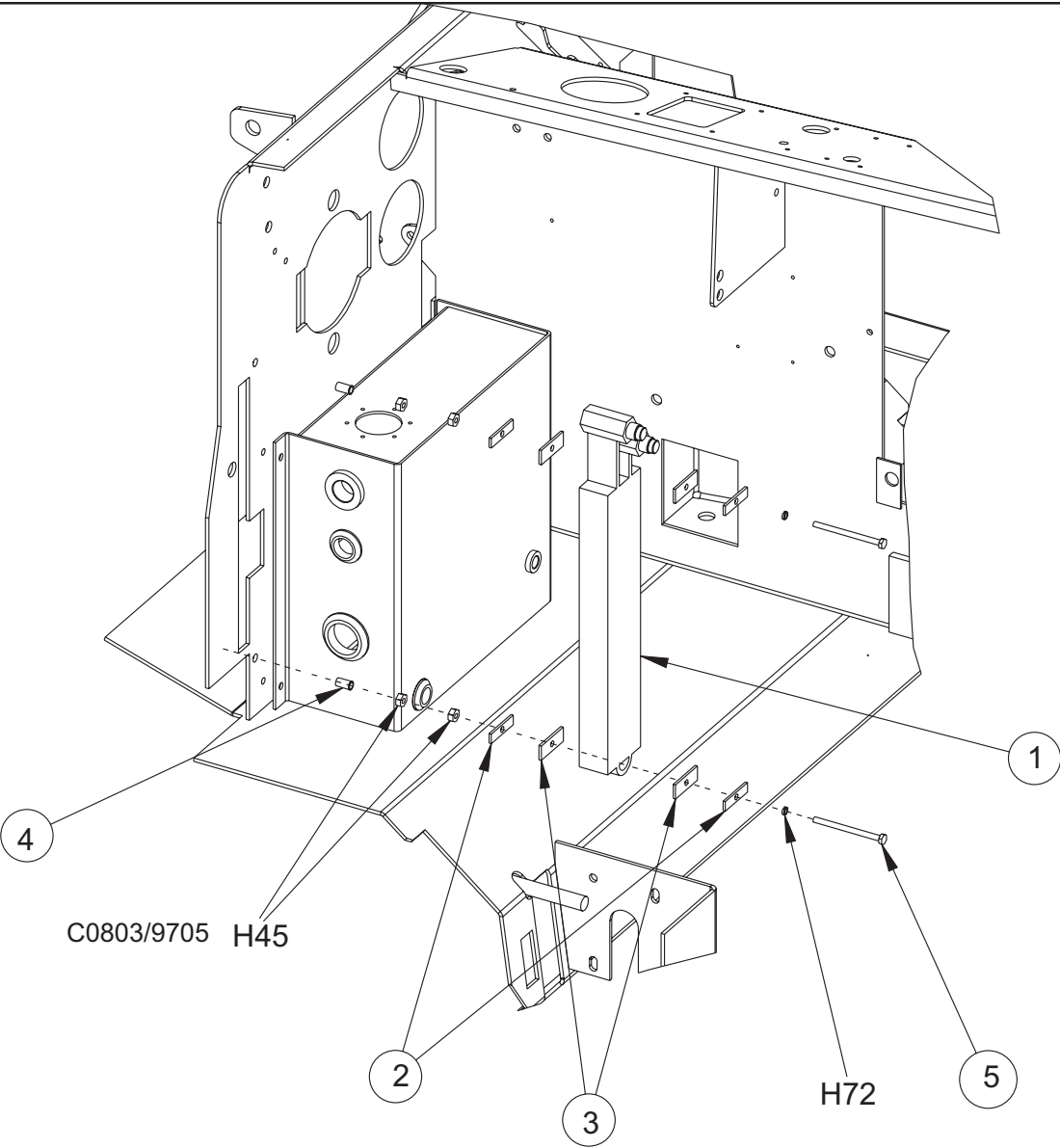


C1234/9804

<u>KEY NO.</u>	<u>PART NUMBER</u>	<u>DESCRIPTION</u>	<u>QTY.</u>
1	8-08-05057	Front Bumper	1
<u>HARDWARE USED:</u>			
H48	2-00-00232	Screw, 3/8-16 x .750 HHC	10
H53	2-00-02310	Lock Washer, Helical Spring 3/8 Med.	10
H94	2-00-00410	Flat Washer, .875 x .375 x .060	4
H225	2-00-04851	Washer, Engine Mount	6

C-1234/9804

HYDRAULIC OIL COOLER



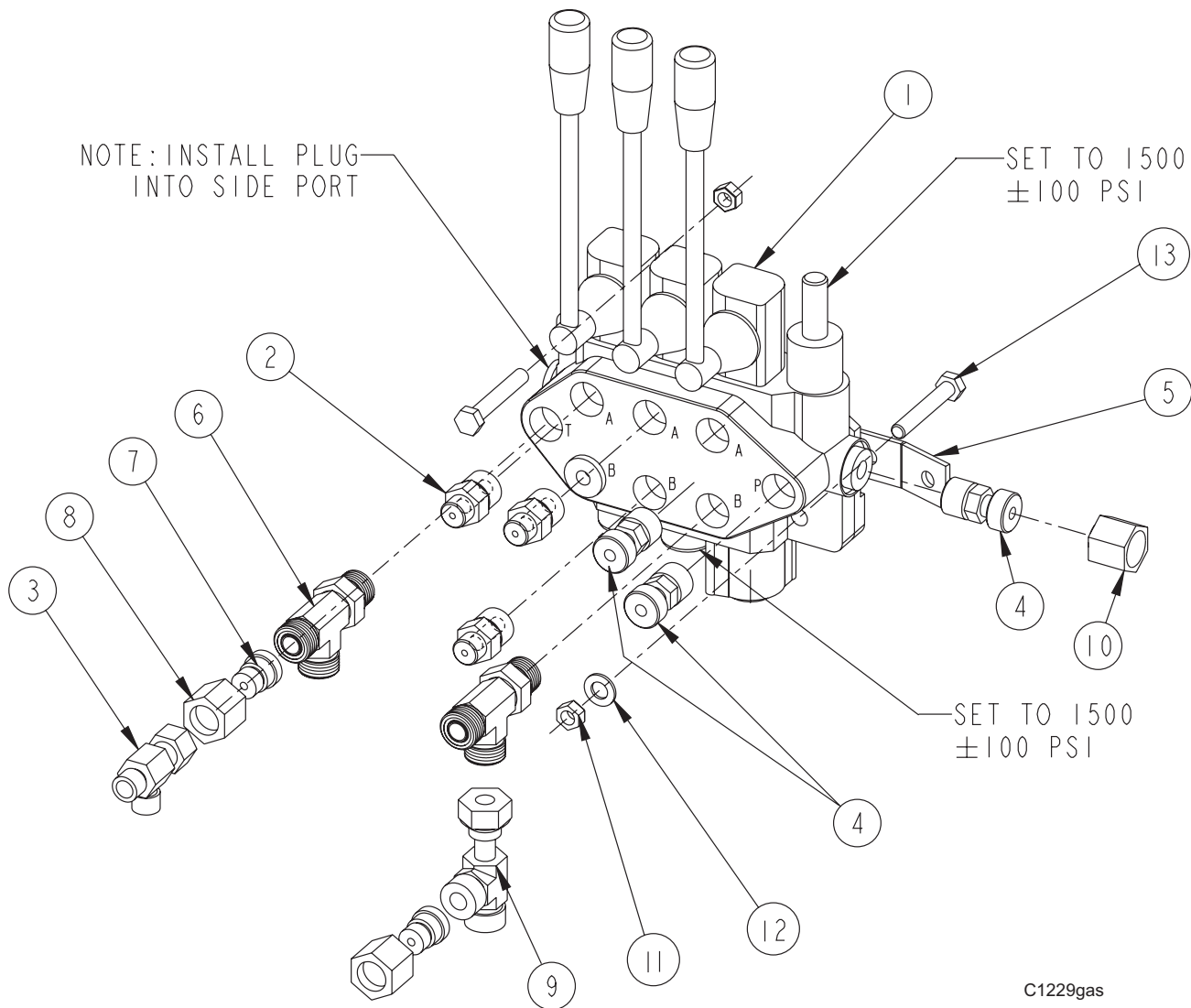
KEY NO.	PART NUMBER	DESCRIPTION	QTY.
1	8-62-01010	Oil Cooler	1
2	8-13-07088	Clip	4
3	7-29-00192	Oil Cooler Gasket	4
4	2-00-05261	¼ - 20 THD Insert	2
5	2-00-04596	Screw, Hex ¼ - 20 x 3.500	2

HARDWARE USED:

H45	2-00-00585	Nut, Hex 5/16 - 18 x .500 x .265	4
H72	2-00-00518	Lock Washer, Helical Spring	2

C0803/9705

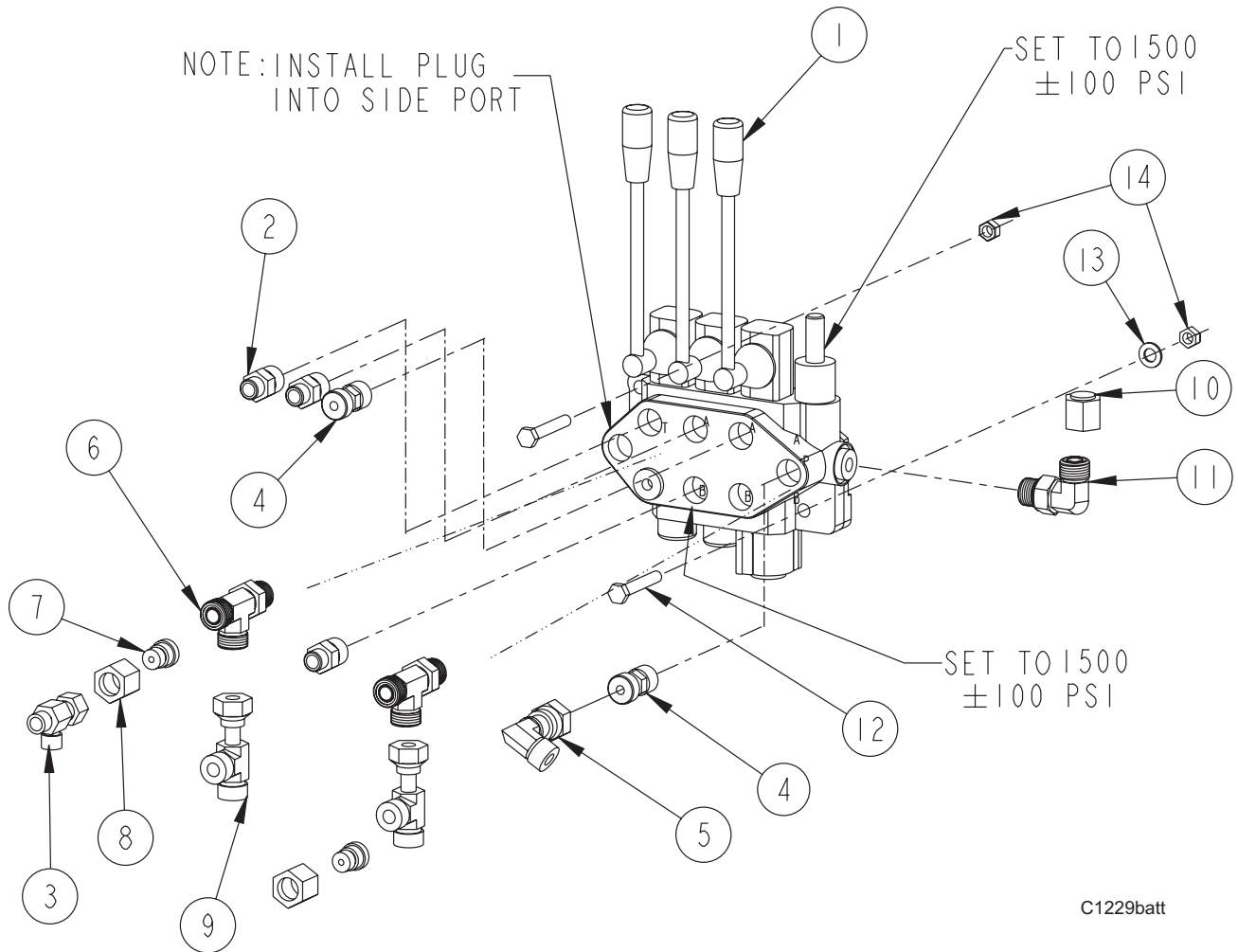
VALVE - CONTROL AND RELIEF - GAS/LP/DIESEL



<u>KEY NO.</u>	<u>PART NUMBER</u>	<u>DESCRIPTION</u>	<u>QTY.</u>
1	8-88-00060	Control Valve	1
2	2-00-05264	Fitting	3
3	2-00-05162	Fitting - Tee	1
4	2-00-04970	Fitting, Connector	3
5	8-13-07153	Mounting Bracket	Ref
6	2-00-04924	Fitting, Run Tee	2
7	2-00-04929	Fitting, Reducer	2
8	2-00-04939	Fitting, Nut for Reducer	2
9	2-00-04928	Fitting, Tee	1
10	2-00-04957	Fitting	1
11	2-00-00644	Nut, 5/16-18, Insert Fiber	2
12	2-00-00409	Flat Washer, .687 x .344 x .062	1
13	2-00-00218	Screw, 5/16-18 x 2.000 HHC	2

C1229gas/2-04

VALVE - CONTROL AND RELIEF - BATTERY



KEY NO.	PART NUMBER	DESCRIPTION	QTY.
1	8-88-00060	Control Valve	1
2	2-00-05264	Fitting	3
3	2-00-05162	Fitting - Tee	1
4	2-00-04970	Fitting, Connector	2
5	2-00-05046	Fitting, -8 ORS Swivel 90° Elbow	1
6	2-00-04924	Fitting, Run Tee	2
7	2-00-04929	Fitting, Reducer	2
8	2-00-04939	Fitting, Nut for Reducer	2
9	2-00-04928	Fitting, Tee	1
10	2-00-04957	Fitting, 8 ORS Cap	1
11	2-00-04885	Fitting, 90° Elbow (O-Ring)	1
12	2-00-00218	Screw, 5/16-18 x 2.000 HHC	2
13	2-00-00409	Flat Washer, .687 x .344 x .062	1
14	2-00-00644	Nut, 5/16-18, Insert Fiber	2

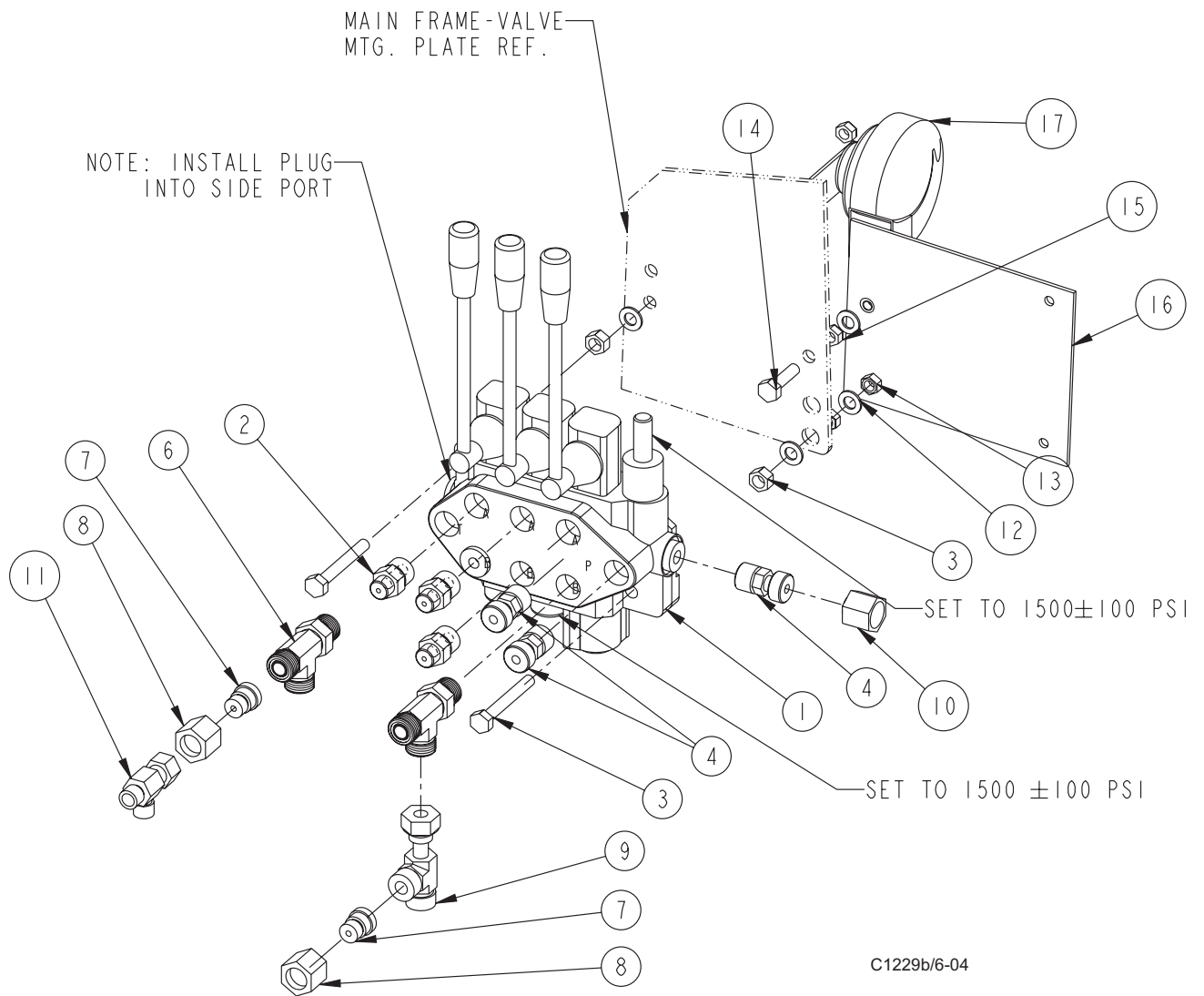
C1229batt/2-04

CONTROL AND RELIEF VALVE (3 CYL. KUBOTA GAS & DIESEL) - PARTS LIST

<u>KEY NO.</u>	<u>PART NUMBER</u>	<u>DESCRIPTION</u>	<u>QTY.</u>
1	8-88-00060	Control Valve	1
2	2-00-05264	Fitting	3
3	2-00-00228	Screw, .313-18 x 2.50 HHC	2
4	2-00-04970	Fitting - Connector	3
5	2-00-02360	Nut, .38-16 Fin. Hex	2
6	2-00-04924	Fitting - Run Tee	2
7	2-00-04929	Fitting - Reducer	2
8	2-00-04939	Fitting - Nut for Reducer	2
9	2-00-04928	Fitting - Tee	1
10	2-00-04957	Fitting	1
11	2-00-05162	Fitting - Run Tee	1
12	2-00-00409	Flat Washer, .687 x .344 x .062	4
13	2-00-00585	Nut, .31-18 Fin. Hex	3
14	2-00-00207	Screw, .313-18 x 1.25 HHC	1
15	2-00-00644	Nut, 5/16-18, Insert Fiber	4
16	8-08-00956	Bracket - Air Cleaner	Ref
17	8-32-09013	Horn	Ref

C1229b/6-04

CONTROL AND RELIEF VALVE (3 CYL. KUBOTA GAS & DIESEL) - EXPLODED VIEW



FWD/REV CONTROL (2 CYL. KAWASAKI GAS & DIESEL) - PARTS LIST

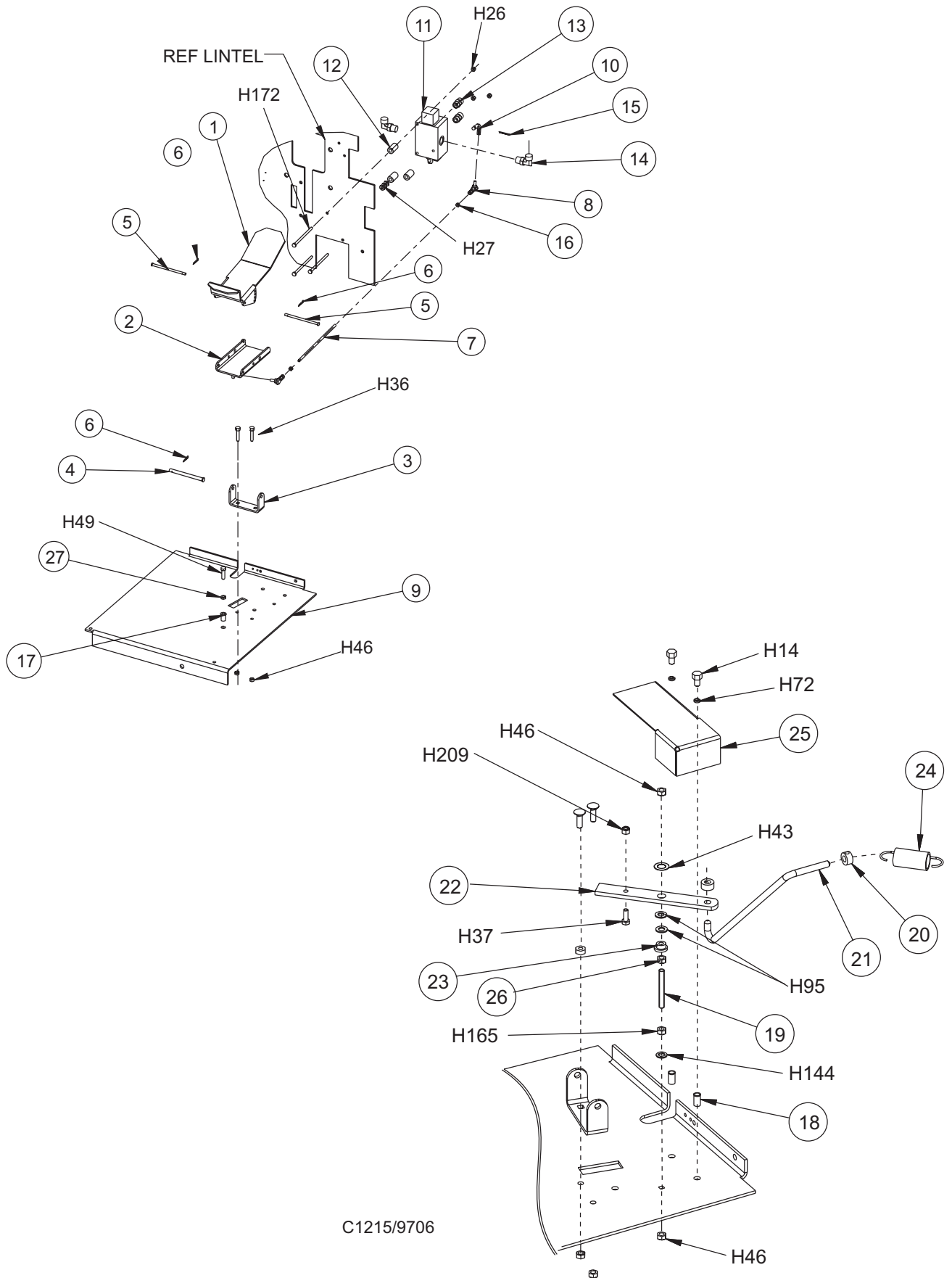
<u>KEY NO.</u>	<u>PART NUMBER</u>	<u>DESCRIPTION</u>	<u>QTY.</u>
1	8-55-00034	Adjustable Foot Pedal	1
2	8-55-00036	Pedal Base	1
3	8-08-00782	Bracket	1
4	2-00-05246	Pin	1
5	2-00-05247	Pin	2
6	2-00-05249	Cotter Pin	3
7	8-66-00182	Rod, Control Valve	1
8	7-25-02050	Rod End	2
9	8-58-05782	Floor Plate	1
10	8-41-05084	Lever, Valve	1
11	8-88-00063	Valve	1
12	8-75-01212	Spacer	3
13	2-00-04970	Fitting, Connector	2
14	2-00-04885	Fitting, 90° Elbow	2
15	2-00-04749	Spring Pin	1
16	2-00-01999	Nut, Hex	2
17	2-00-05347	Threaded Insert, 3/8-16	1
18	2-00-05261	Threaded Insert, 1/4-20	2
19	8-66-00186	Rod, Speed Limiter	1
20	7-15-01022	Collar	2
21	8-42-05140	Link, Speed Limiter	1
22	8-03-04317	Arm, Speed Limiter	1
23	7-09-01057	Bushing	1
24	7-76-00051	Spring Pin	1
25	8-16-07389	Cover	1
26	2-00-00646	Nut, Stop .313 - 18 STL	1
27	2-00-02369	Nut, Hex Jam, .375 Coarse THD.	1

HARDWARE USED:

H14	2-00-00219	Screw, 1/4-20 x .500 HHC	2
H26	2-00-00641	Nut, 1/4-20 Insert Fiber	3
H27	2-00-03702	Washer, .625 x .281 x .063	3
H36	2-00-00196	Carriage Bolt, 5/16-18 x 1.000	2
H37	2-00-00207	Screw, 5/16-18 x 1.250 HHC	1
H43	2-00-00409	Flat Washer, .687 x .344 x .062	1
H46	2-00-00644	Nut, 5/16-18, Insert Fiber	4
H49	2-00-00209	Screw, 3/8-16 x 1.250 HHC	1
H72	2-00-00518	Lock Washer, Helical Spring	2
H95	2-00-03382	Spring Washer, .875 x .500 x .015	2
H144	2-00-02303	Lock Washer, Int.	1
H165	2-00-00589	Nut, Hex Jam .25 - 20	1
H172	2-00-04986	Screw, 1/4-20 x 4.500	3
H209	2-00-00586	Nut, Hex Jam 5/16 - 18 x .500 x .187	1

C-1215/9706

FWD/REV CONTROL (2 CYL. KAWASAKI GAS & DIESEL) - EXPLODED VIEW



C1215/9706

FW/REV CONTROL (3 CYL. KUBOTA GAS & DIESEL) - PARTS LIST

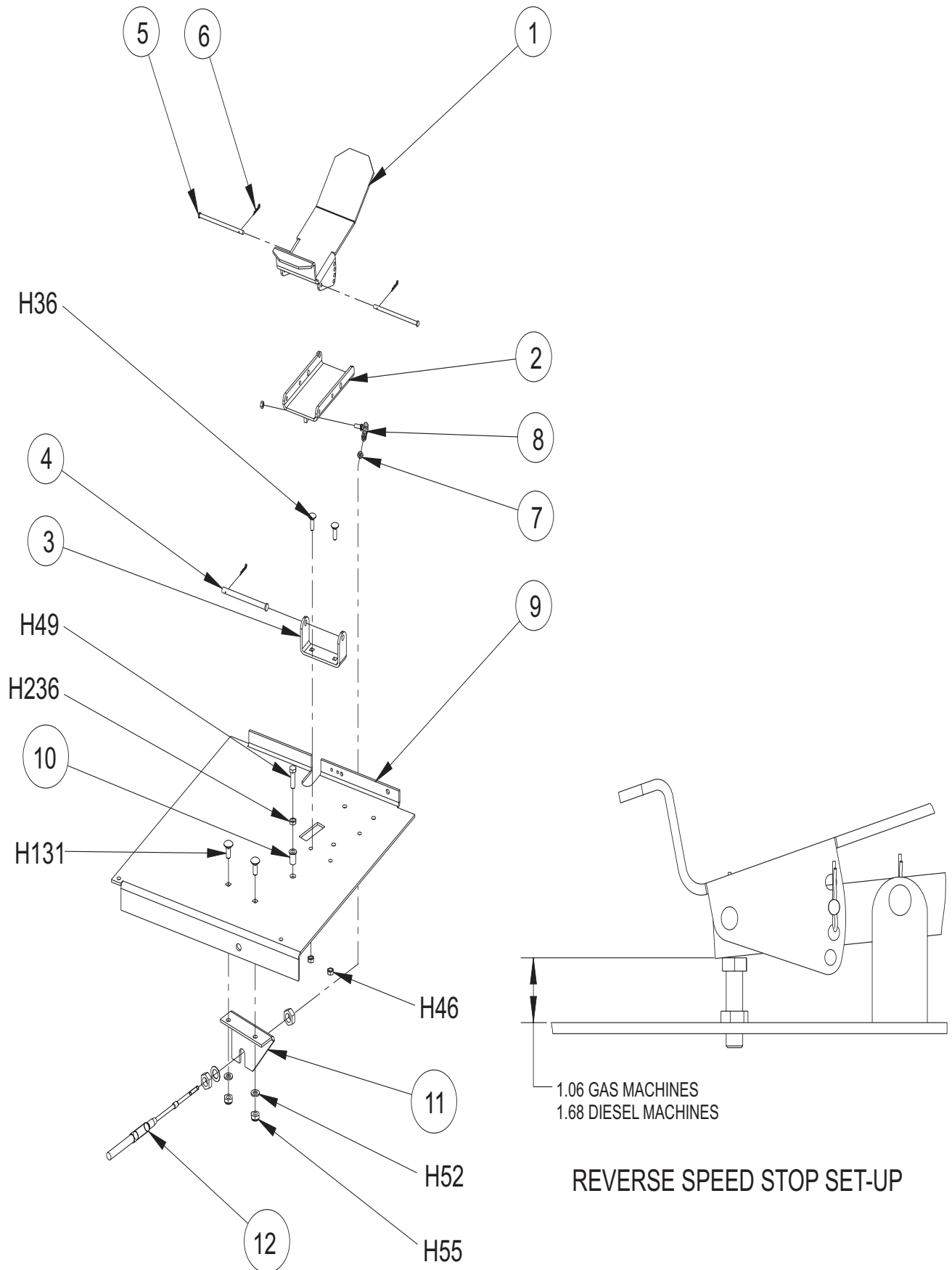
<u>KEY NO.</u>	<u>PART NUMBER</u>	<u>DESCRIPTION</u>	<u>QTY.</u>
1	8-55-00034	Adj. Foot Pedal	1
2	8-55-00036	Pedal Base	1
3	8-08-00782	Bracket	1
4	2-00-05246	Pin	1
5	2-00-05247	Pin	2
6	2-00-05249	Cotter Pin	3
7	2-95-01999	Hex Nut	2
8	7-25-02050	Rod End	1
9	8-58-05782	Floor Plate	1
10	2-00-05347	3/8-16 Thread Insert	1
11	8-08-00912	Bracket - Forward/Reverse Control	1
12	7-16-00009	Accelerator Cable	1

HARDWARE USED:

H36	2-00-00196	Carriage Bolt, 5/16-18 x 1.000	2
H46	2-00-00644	Nut, 5/16-18, Insert Fiber	2
H49	2-00-00209	Screw, 3/8-16 x 1.250 HHC	1
H52	2-00-00402	Flat Washer, .750 x .390 x .094	2
H55	2-00-00643	Nut, 3/8-16 Stop	2
H131	2-00-03855	Carriage Bolt, 3/8-16 x 1.000	2
H236	2-00-02369	Nut, Hex Jam, .38-16	1

C1215a/0010

FWD/REV CONTROL (3 CYL. KUBOTA GAS & DIESEL) - EXPLODED VIEW



C1215a/0012

FWD/REV CONTROL (BATTERY) - PARTS LIST

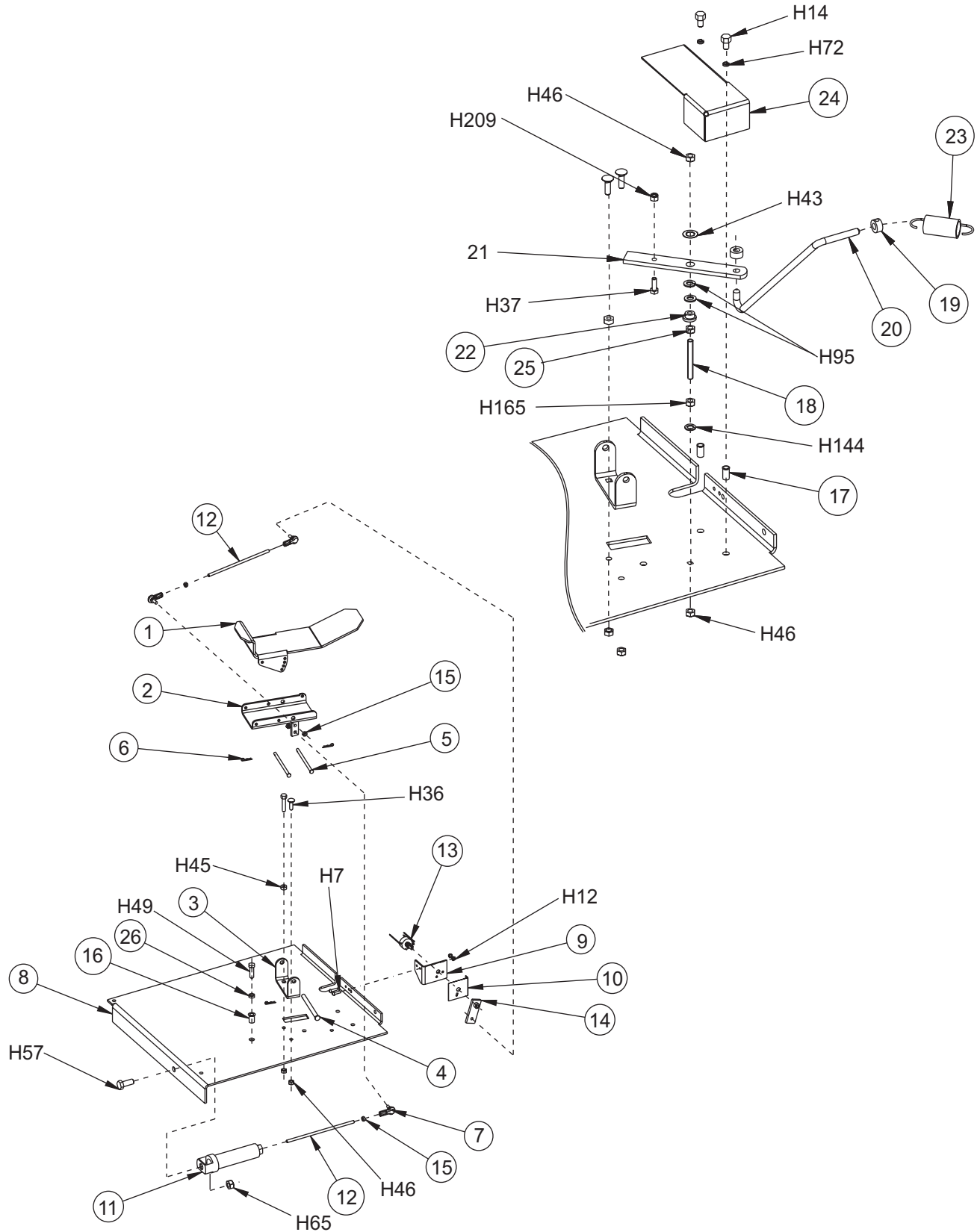
<u>KEY NO.</u>	<u>PART NUMBER</u>	<u>DESCRIPTION</u>	<u>QTY.</u>
1	8-55-00034	Adjustable Foot Pedal	1
2	8-55-00036	Pedal Base	1
3	8-08-00782	Bracket	1
4	2-00-05246	Pin	1
5	2-00-05247	Pin	2
6	2-00-05249	Cotter Pin	3
7	7-25-02050	Rod End	3
8	8-58-05782	Floor Plate	1
9	8-08-00836	Bracket, Forward/Reverse Pivot	1
10	7-35-00018	Insulator	1
11	8-16-00025	Centering Control	1
12	8-66-00181	Rod, Potentiometer Control	2
13	0775-210	Potentiometer Assembly	1
14	7-03-04137	Arm, Potentiometer	1
15	2-00-01999	Nut, Hex Jam 1/4-28	4
16	2-00-05347	3/8 - 16 THD Insert	1
17	2-00-05261	Threaded Insert, 1/4-20	2
18	8-66-00186	Rod, Speed Limiter	1
19	7-15-01022	Collar	2
20	8-42-05140	Link, Speed Limiter	1
21	8-03-04317	Arm, Speed Limiter	1
22	7-09-01057	Bushing	1
23	7-76-00051	Spring	1
24	8-16-07389	Cover	1
25	2-00-00646	Stop Nut, 5/16-18	1
26	2-00-02369	Nut, Hex Jam, .375 Coarse THD.	1

HARDWARE USED:

H7	2-00-00056	Screw, # 10-24 x .750 RHM	2
H12	2-00-01246	Nut, Hex Fiber Insert #10-24	2
H14	2-00-00219	Screw, 1/4-20 x .500 HHC	2
H36	2-00-00196	Carriage Bolt, 5/16-18 x 1.000	2
H37	2-00-00207	Screw, 5/16-18 x 1.250 HHC	1
H43	2-00-00409	Flat Washer, .687 x .344 x .062	1
H46	2-00-00644	Nut, 5/16-18 Insert Fiber	4
H49	2-00-00209	Screw, 3/8-16 x 1.250 HHC	1
H57	2-00-00240	Screw, 1/2-13 x 1.250 HHC	1
H65	2-00-04936	Nut, 1/2-13 Fibre Lock	1
H72	2-00-00518	Lock Washer, Helical Spring	2
H95	2-00-03382	Spring Washer, .875 x .500 x .015	2
H144	2-00-02303	Lock Washer, Int.	1
H165	2-00-00589	Nut, Hex Jam 1/4-20	1
H209	2-00-00586	Nut, Hex Jam 5/16 - 18 x .500 x .187	1

C-1216/9706

FW/REV CONTROL (BATTERY) - EXPLODED VIEW



C1216/9706

RESERVOIR (2 CYL. IC & BATTERY - PARTS LIST

<u>KEY NO.</u>	<u>PART NUMBER</u>	<u>DESCRIPTION</u>	<u>QTY.</u>
1	8-83-04040	Reservoir	1
2	8-11-00026	Filler Cap Assembly	1
3	8-24-04115	Strainer	1
4	8-48-05033	Sight Guage	1
5^	2-00-03952	Fitting, 90° Straight Elbow	1
5*	2-00-05074	Fitting, Elbow	1
6	2-00-05204	Fitting, 90° Straight Elbow	1
7^	2-00-04917	Fitting, Reducer Tee	1
7*	2-00-04926	Fitting, Elbow	1
8^	2-00-04927	Fitting, Tee	1
9*	8-75-01199	Spacer	4
10*	8-20-06042	Duct, Reservoir Air	1
11	8-33-02193	Hose	Ref.
12	2-00-04987	Nipple	1
13	2-00-04957	Cap	1
14	2-00-01490	Screw, .25 - 20 x .875 HHC STL	4

^ Used on Gas, Diesel, andLP

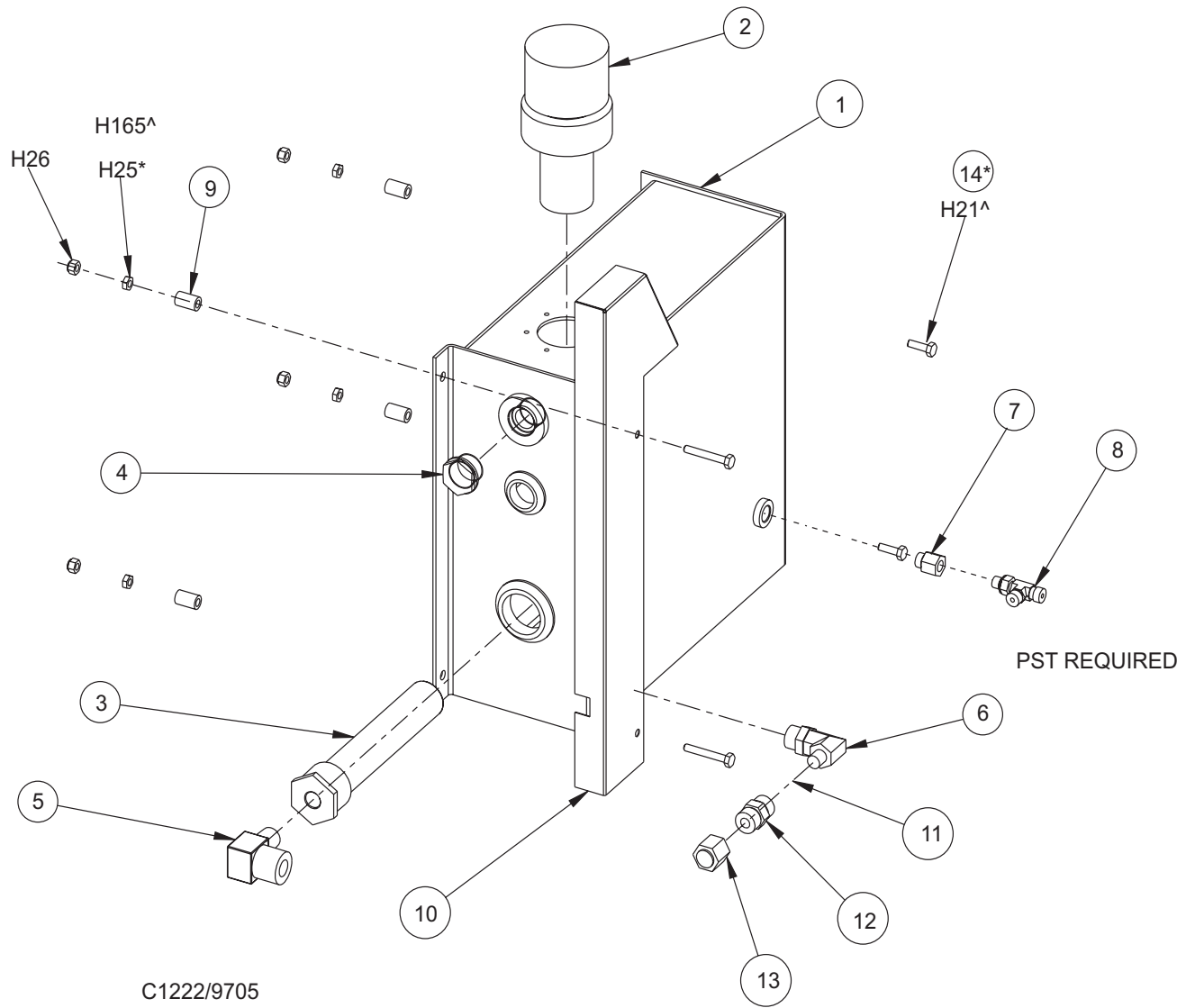
* Used on Battery

HARDWARE USED:

H21	2-00-01769	Screw, ¼ - 20 x 1.750 HHC	4
H25	2-00-00594	Nut, Hex ¼ - 20 x .437 x .218	4
H26	2-00-00641	Nut, 1/4-20 Insert Fiber	4
H165	2-00-00589	Nut, Hex Jam, .25 - 20	4

C-1222/9705

RESERVOIR (2 CYL. IC & BATTERY) - EXPLODED VIEW

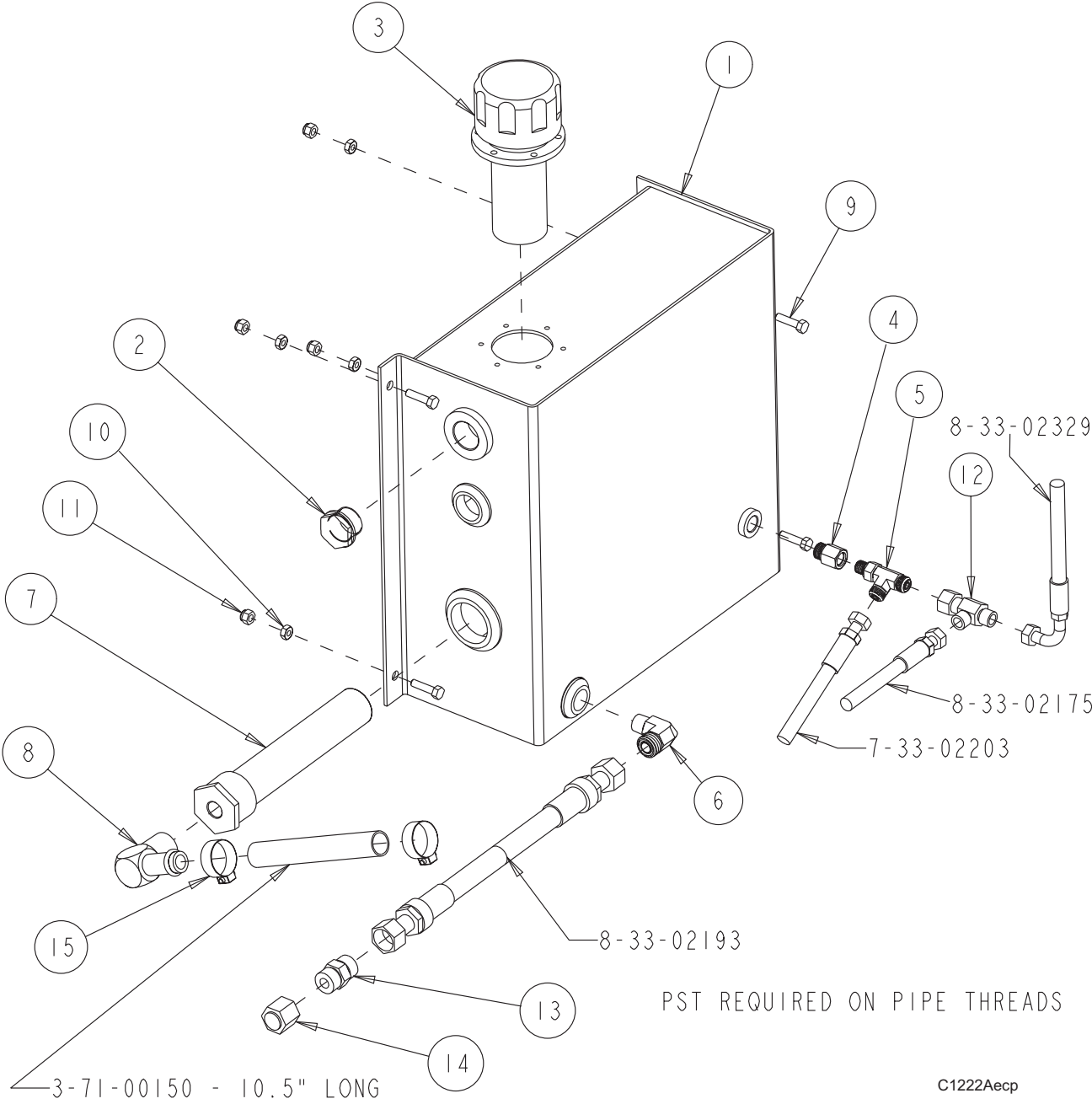


RESERVOIR (3 CYL. KUBOTA GAS & DIESEL) - PARTS LIST

<u>KEY NO.</u>	<u>PART NUMBER</u>	<u>DESCRIPTION</u>	<u>QTY.</u>
1	8-83-04040	Reservoir	1
2	8-48-05033	Sight Gauge	1
3	8-11-00026	Filter Cap Assembly	1
4	2-00-04917	Fitting Reducer Tee	1
5	2-00-04927	Fitting Tee	1
6	2-00-00205	Screw, .25-20 x .875 HHC Stl	4
7	8-24-04115	Strainer	1
8	7-25-02038	Fitting, 3/4 NPT x 3/4 Hose Barb 90°	1
9	2-00-00205	Bolt, 1/4-20 Fin. Hex Head	4
10	2-00-00594	Nut, Hex 1/4-20 x .437 x .218	4
11	2-00-00641	Nut, 1/4-20 Insert Fiber	4
12	2-00-05162	Fitting, 4 ORS Run Tee	1
13	2-00-04987	Fitting, -08 ORFS Nipple	1
14	2-00-04957	Cap, 8 ORS Fitting	1
15	2-00-02220	Clamp, Hose	2

C1222Aecp/7-04

RESERVOIR (3 CYL. KUBOTA GAS & DIESEL) - EXPLODED VIEW

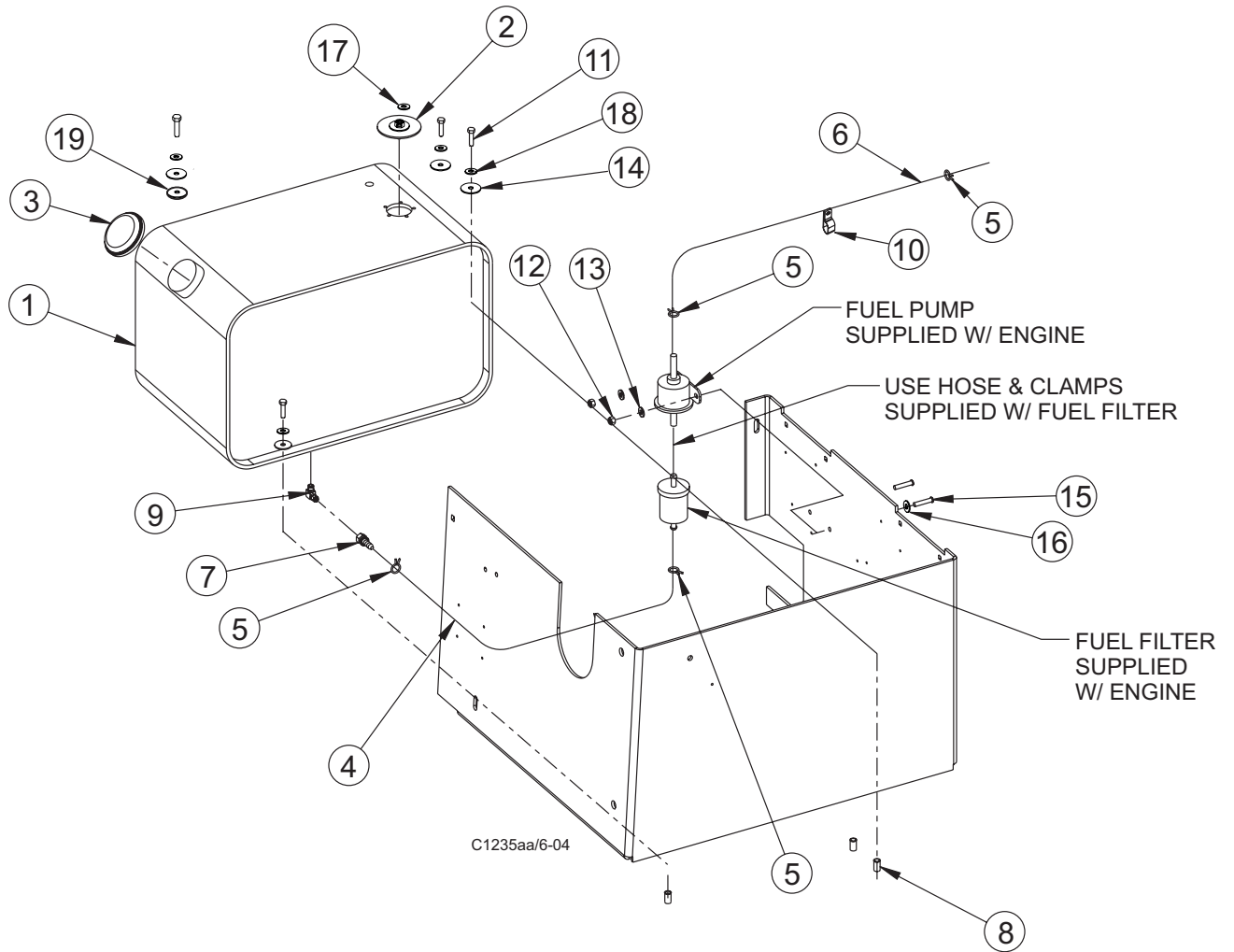


FUEL TANK (GAS) - PARTS LIST

<u>KEY NO.</u>	<u>PART NUMBER</u>	<u>DESCRIPTION</u>	<u>QTY.</u>
1	8-83-04029	Tank - Gas	1
2	8-26-04003	Float/Sender	1
3	7-11-00029	Cap	1
4	8-33-02341	Hose	1
5	2-00-04850	Hose Clamp	4
6	8-33-02342	Hose	1
7	8-56-05021	Fitting	1
8	2-00-05261	Thd Insert 1/4-20	4
9	2-00-04618	Fitting	1
10	2-00-04603	Clamp	1
11	2-00-00205	Screw, 1/4-20 x 1.000 HHC	4
12	2-00-00641	Nut, 1/4-20 Insert Fiber	2
13	2-00-03702	Washer, .625 x .281 x .063	2
14	2-00-01676	Flat Washer, 1.062 x .2654 x .062	4
15	2-00-00051	Screw, RH, .25-20 x .75	2
16	2-00-00501	Lock Washer, Int.	2
17	2-00-00512	Lock Washer, #10 Int. Tooth	1
18	2-00-00518	Lock Washer, 1/4"	4
19	2-00-03829	Lock Washer, Int/Ext. Tooth	1

C1235aa/6-04

FUEL TANK (GAS) - EXPLODED VIEW



FUEL TANK (DIESEL) - PARTS LIST

<u>KEY NO.</u>	<u>PART NUMBER</u>	<u>DESCRIPTION</u>	<u>QTY.</u>
1	8-83-04029	Tank-Fuel	1
2	8-26-04003	Float/Sender	1
3	7-11-00029	Cap	1
4	8-33-02341	Hose	1
5	7-33-02304	Hose	1
6	8-33-02268	Hose	1
7	8-56-05021	Fitting	2
8	8-24-04129	Fuel Filter	1
9	2-00-04618	Fitting	2
10	2-00-04850	Hose Clamp	5
11	2-00-04603	Clamp	2
12	2-00-05261	THD Insert 1/4 - 20	4
13	2-00-00221	Screw, 1/4 - 20 x .625 HHC	2
14	2-00-00205	Screw, 1/4 - 20 x 1.00 HHC	4
15	2-00-00641	Nut 1/4 - 20 Fiber Insert	4
16	2-00-03702	Washer, .625 x .281 x .063	2
17	2-00-01676	Flat Washer, 1.062 x .265 x .062	4
18	2-00-00501	Lock Washer, Int.	2
19	2-00-00051	Screw, RH .25 - 20 x .75	2
20	2-00-00518	Lock Washer, 1/4"	4
21	2-00-00512	Lock Washer, #10 Int. Tooth	1
22	2-00-03829	Lock Washer, Int/Ext. Tooth	1

C1297/6-04

HOPPER ASSEMBLY - PARTS LIST

<u>KEY NO.</u>	<u>PART NUMBER</u>	<u>DESCRIPTION</u>	<u>QTY.</u>
1	8-32-06104	Hopper	1
2	8-17-05022	Lift Cylinder	1
3	8-25-08209	Hopper Flap	1
4	8-13-07138	Clamp, Hopper Flap	1
5	2-00-00566	Grease Zerk	2
6	8-80-05039	Stud	2
7	8-05-01003	Baffle, Hopper Air	1
8	8-55-08127	Pin, Hopper Pivot	2
9	2-00-00776	Cotter Pin	4
10	8-55-08112	Pin	2
11	2-00-05024	Washer	2
12	2-00-05253	Clamp	6
13	2-00-04210	Clamp	2
14	55525A	Knob	2
15	8-09-01082	Bushing, Star	2
16	8-09-01083	Bushing, Liquid Tight	2
17	2-00-05054	Fitting	2
18	2-95-04182	Nut, Fibre	3
19	8-08-00845	Bracket	1
20	8-82-00058	Switch	1
21	8-20-06039	Duct, Wire	2
22	8-05-01002	Baffle, Hopper Air	1
23	2-00-05319	Pin, Clevis	2
24	2-00-05249	Hair Pin Cotter	2
25	8-52-00190	Panel, Hopper Seal	1
26	2-00-05261	Threaded Insert, 1/4-20	2
27	2-00-02711	Screw, 3/8-16 x 2.750 RHM	2

HARDWARE USED:

H1	2-00-05060	Screw, #6-32 x 1.250 RHM	2
H2	2-00-00455	Flat Washer, .375 x .156 x .047	2
H12	2-00-01246	Nut, Hex Fiber Insert #10-24	2
H15	2-00-00221	Screw, 1/4-20 x .750 HHC	4
H26	2-00-00641	Nut, 1/4-20 Insert Fiber	17
H27	2-00-03702	Washer, .625 x .281 x .063	4
H36	2-00-00196	Carriage Bolt, 5/16-18 x 1.000	1
H46	2-00-00644	Nut, 5/16-18, Fiber Insert	2
H86	2-00-03575	Carriage Bolt, 1/4-20 x .750	9
H89	2-00-01372	Nut, #8-32 Steel Fiber Insert	2
H115	2-00-03063	Screw, #10-24 x .750 THM	2

C-1206

HOPPER COVERS & GASKET ASSEMBLY - PARTS LIST

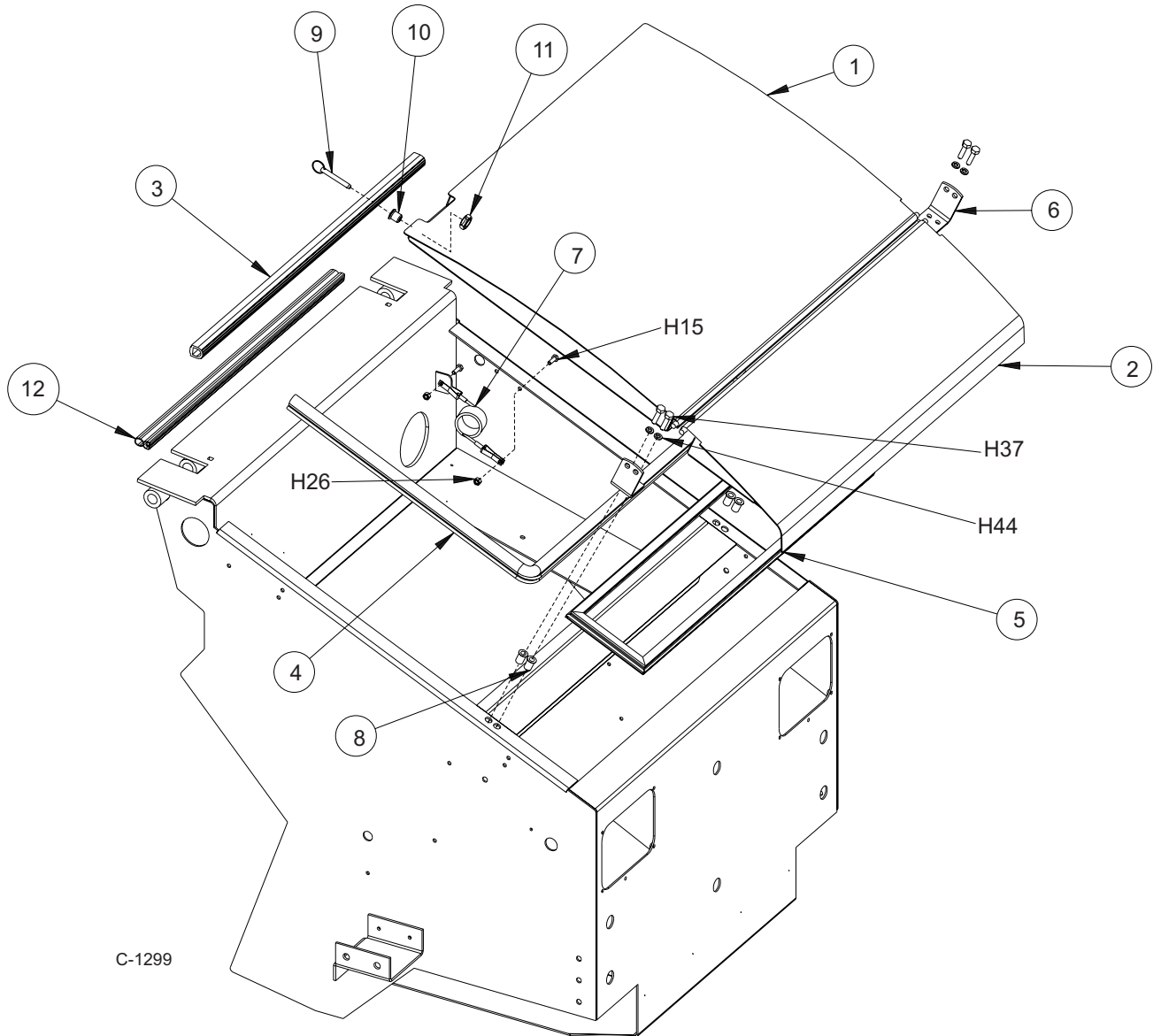
<u>KEY NO.</u>	<u>PART NUMBER</u>	<u>DESCRIPTION</u>	<u>QTY.</u>
1	8-16-07373	Cover, Filter (welded)	1
2	8-16-07374	Cover, Debris (welded)	1
3	8-29-00248	Gasket	1
4	8-29-00249	Gasket	1
5	8-29-00254	Gasket	1
6	8-08-00847	Bracket, Hinge Cover (rh)	1
7	8-10-00027	Cable	1
8	2-00-05330	5/16 - 18 THD Insert	4
9	836707	Pin, Release	1
10	831105	Bushing, Tank Stop	1
11	920280	Nut	1
12	8-29-00226	Gasket, Hopper to Lintel	1
13	8-08-00875	bracket, Hinge Cover (lh)	1

HARDWARE USED:

H15	2-00-00221	Screw, 1/4 - 20 x .625 HHC	2
H26	2-00-00641	Nut 1/4 - 20 Fiber Insert	4
H44	2-00-00530	Lock Washer, 5/16 HS Med.	4
H178	2-00-00206	Screw, 5/16 - 18 x 1.000 HHC	13

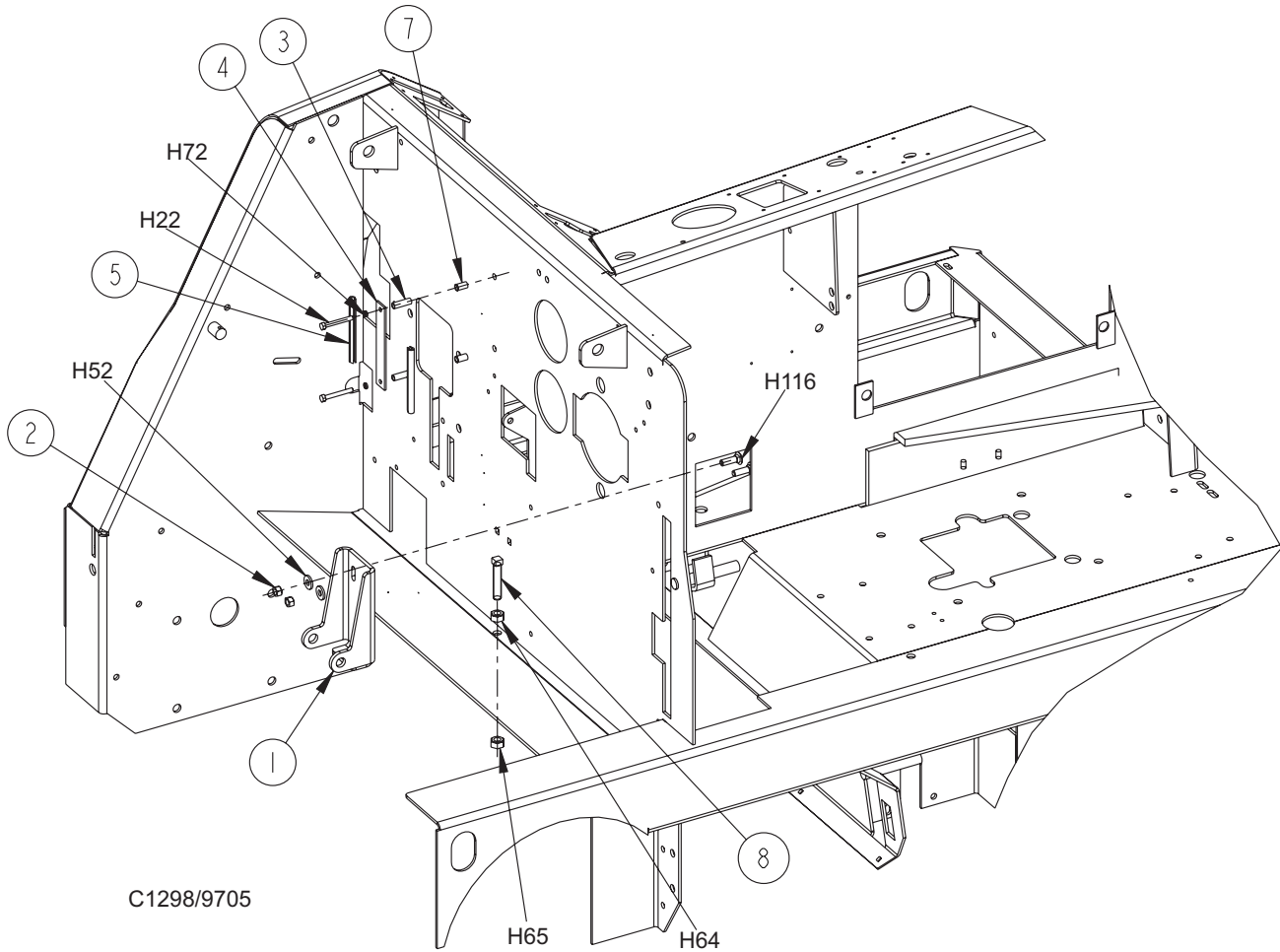
C1299/9804

HOPPER COVERS & GASKET ASSEMBLY - EXPLODED VIEW



C-1299

HOPPER LIFT



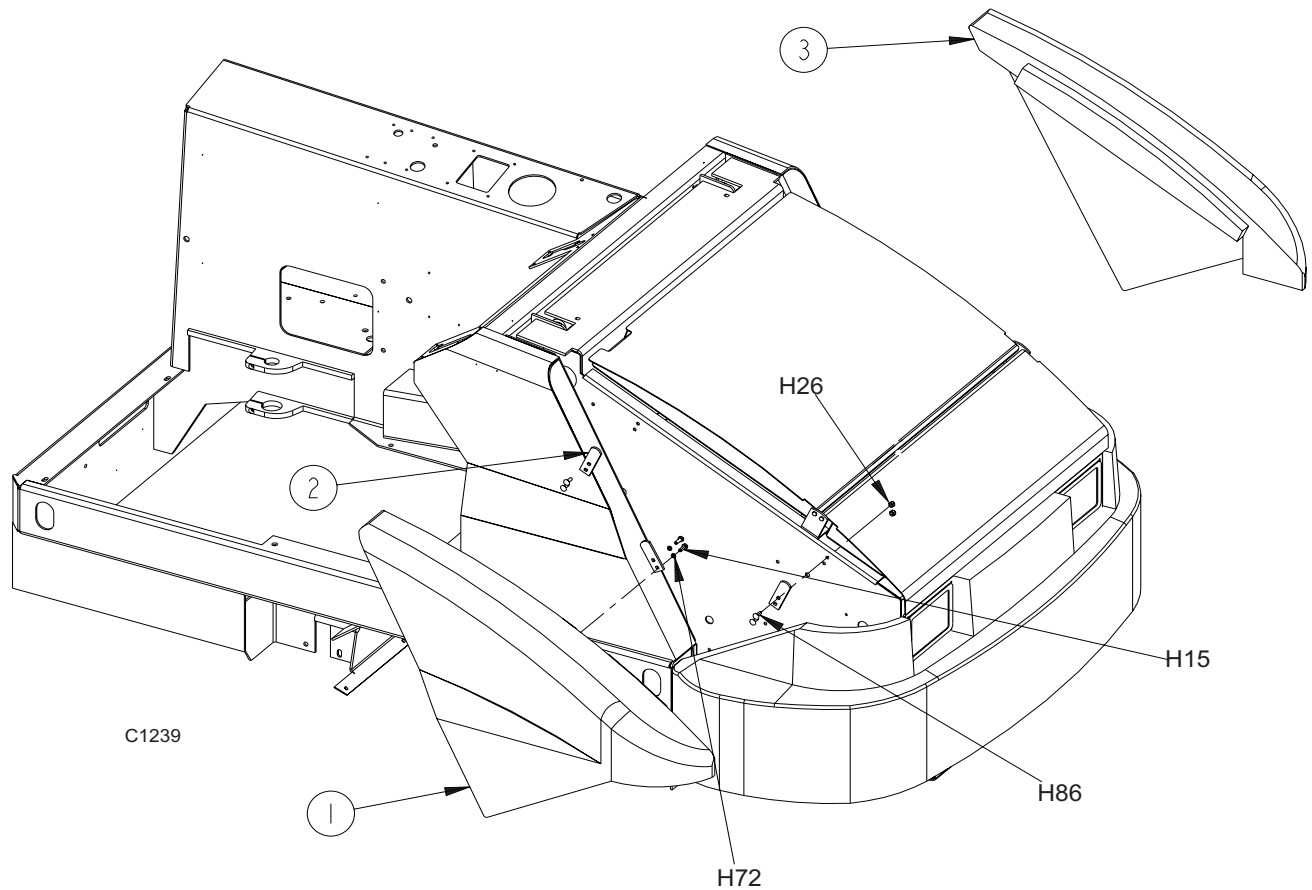
C1298/9705

<u>KEY NO.</u>	<u>PART NUMBER</u>	<u>DESCRIPTION</u>	<u>QTY.</u>
1	8-08-00832	Bracket, Lift Cylinder Mounting	1
2	2-95-04182	Fiber Nut	3
3	7-75-01063	Spacer	2
4	8-65-00024	Plate, Retainer Hyd. Hose	1
5	8-08-07045	Edging	2
6			
7	2-00-05261	1/4 - 20 THD Insert	2
8	2-00-02981	Screw, SHCP .50 - 13 x 2.50 Zinc	1

HARDWARE USED:

H22	2-00-02589	Screw, 1/4 - 20 x 2.000HHC	2
H64	2-00-00596	Nut, Hex 1/2 - 13 x .750 x .437	1
H65	2-00-04936	Nut 1/2 - 13 Fiber Lock	1
H72	2-00-00518	Lock Washer, Helical Spring	2
H78	2-00-05187	Carriage Bolt 3/8 - 16 x 1.250	2
H92	2-00-04801	Flat Washer, .875 x .375 x .125	2

C1298/9804



<u>KEY NO.</u>	<u>PART NUMBER</u>	<u>DESCRIPTION</u>	<u>QTY.</u>
1	8-16-07409	RH Side Cover	1
2	8-45-05010	Lug, Cover Detent	6
3	8-16-07410	LH Side Cover	1

HARDWARE USED:

H15	2-00-00221	Screw, 1/4-20 x .750 HHC	4
H26	2-00-00641	Nut, 1/4-20 Insert Fiber	8
H72	2-00-00518	Lock Washer Helical Spring	4
H86	2-00-03575	Carriage Bolt, 1/4-20 x .750	8

C1239/9804

DUMP DOOR - PARTS LIST

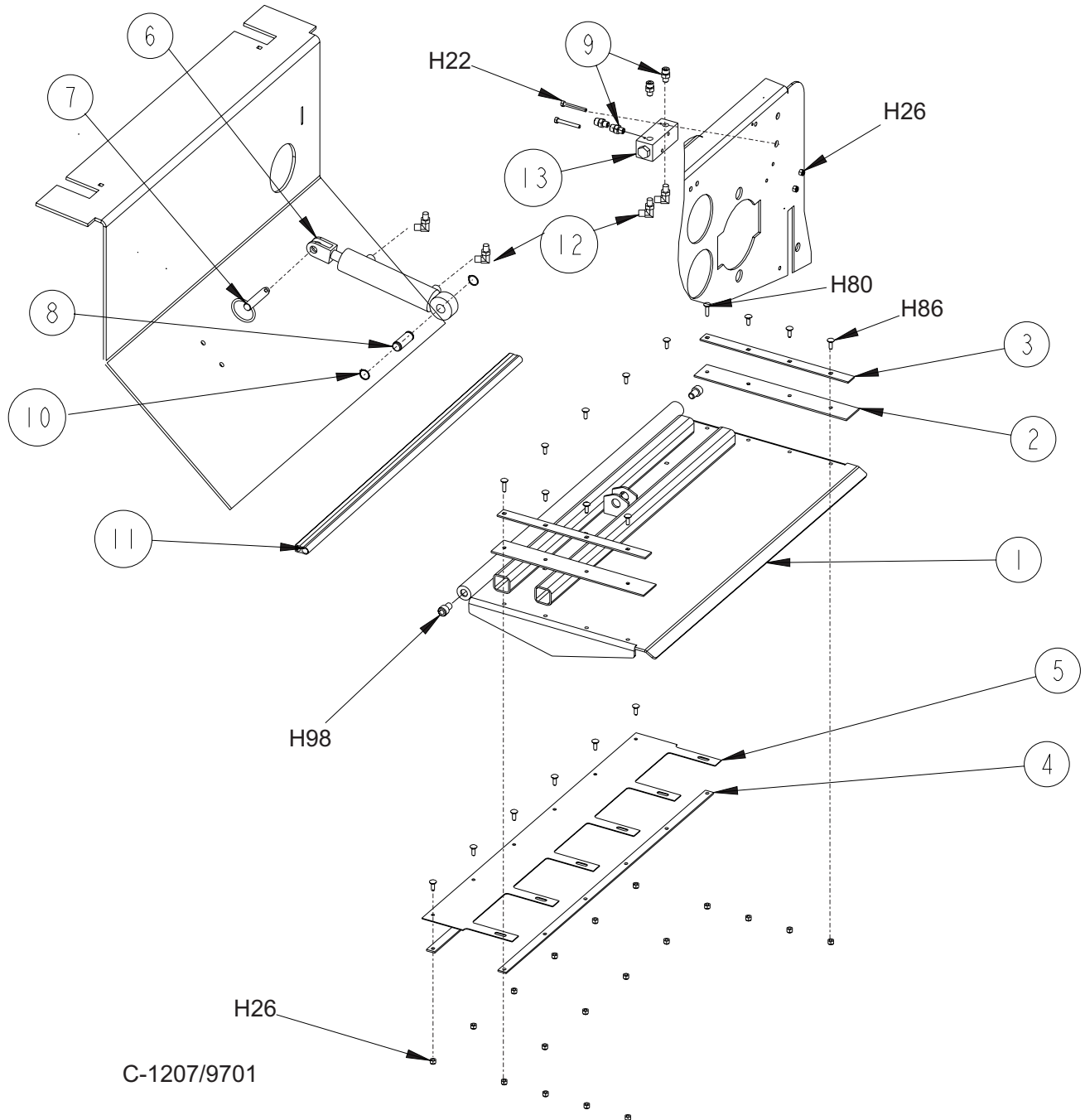
<u>KEY NO.</u>	<u>PART NUMBER</u>	<u>DESCRIPTION</u>	<u>QTY.</u>
1	8-19-08066	Hopper Door	1
2	8-68-05087	Seal, Dump Door	2
3	8-13-07140	Clamp, Door Seal	2
4	8-13-07141	Clamp, Door Vent Flap	2
5	8-25-08210	Flap, Dppr Vemt	1
6	7-17-05011	Cylinder	1
7	7-55-08121	Pin, Door Cylinder	1
8	8-55-08123	Pin, 3/4 Dia.	1
9	2-00-04462	Fitting, Street Tee	1
10	2-00-00540	Retaining Ring, 3/4 Dia.	2
11	8-29-00244	Gasket, Dump Door	1
12	2-00-04892	Fitting	1
13	8-88-00064	Valve	1

HARDWARE USED:

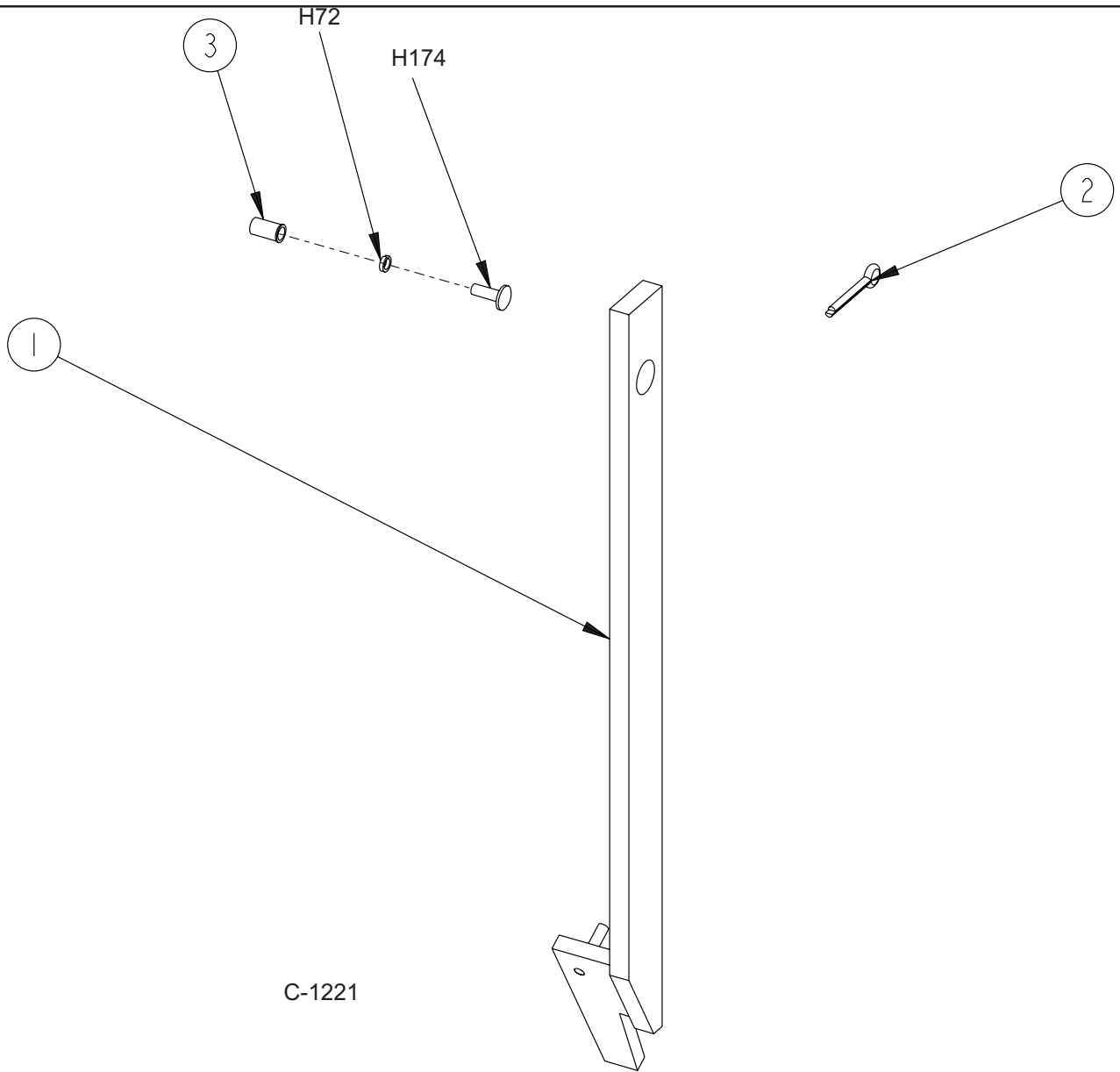
H22	2-00-02589	Screw, 1/4-20 x 2.000 HHC	2
H26	2-00-00641	Nut, 1/4-20 Insert Fiber	20
H80	2-00-02196	Carriage Bolt, 1/4-20 x 1.000 RHM	18
H86	2-00-03575	Carriage Bolt, 1/4-20 x .750	1
H98	2-00-05277	Screw, 1/2-13 x .750 HSHC	

C-1207

DUMP DOOR - EXPLODED VIEW



SAFETY ARM



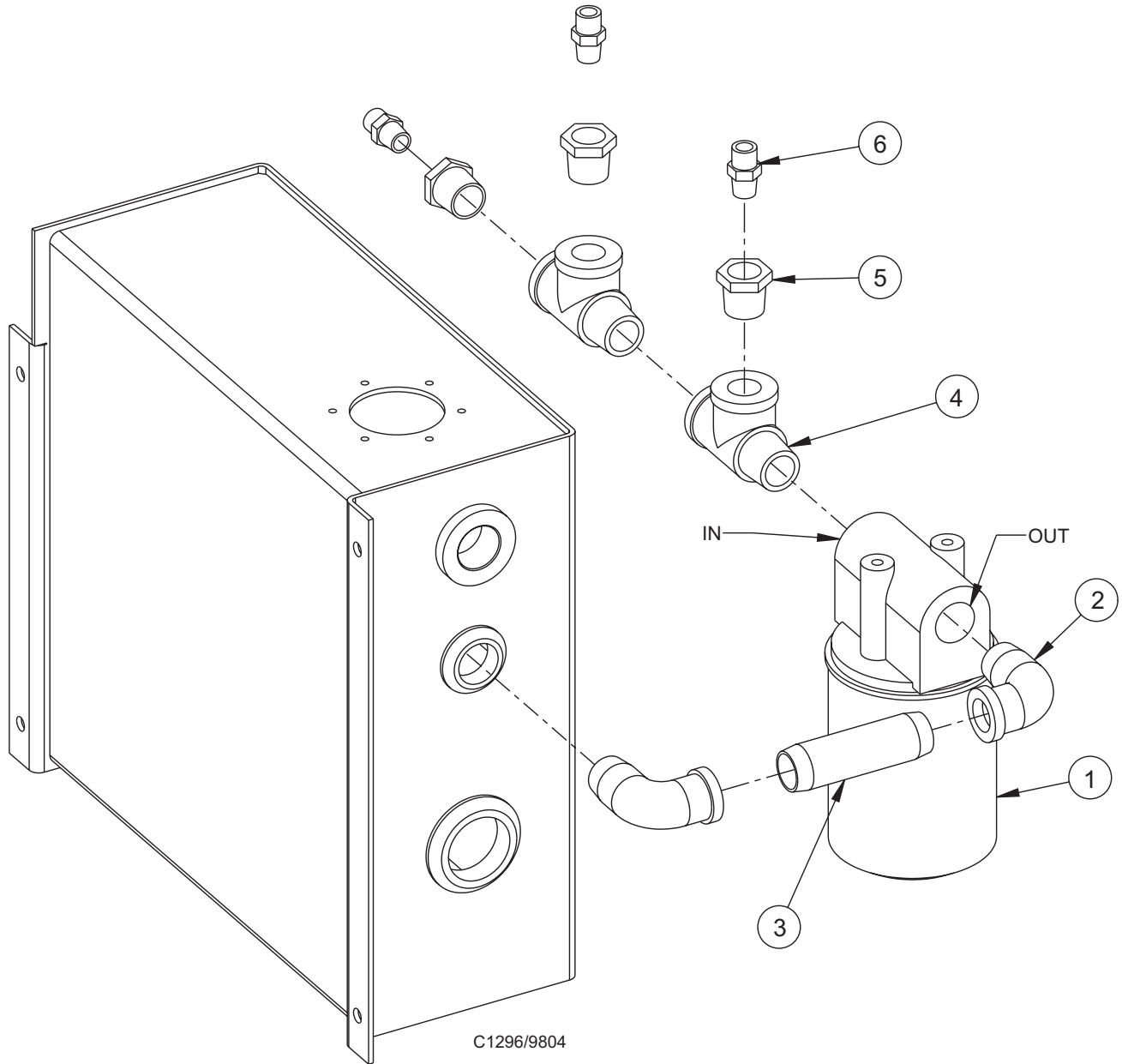
<u>KEY NO.</u>	<u>PART NUMBER</u>	<u>DESCRIPTION</u>	<u>QTY.</u>
1	8-81-00179	Safety Arm Weld	1
2	2-00-02436	Cotter Pin	1
3	2-00-05261	Threaded Insert	1

HARDWARE USED:

H174	2-00-00183	Screw, 1/4-20 x .750 THM	1
------	------------	--------------------------	---

C-1221

HYDRAULIC FILTER



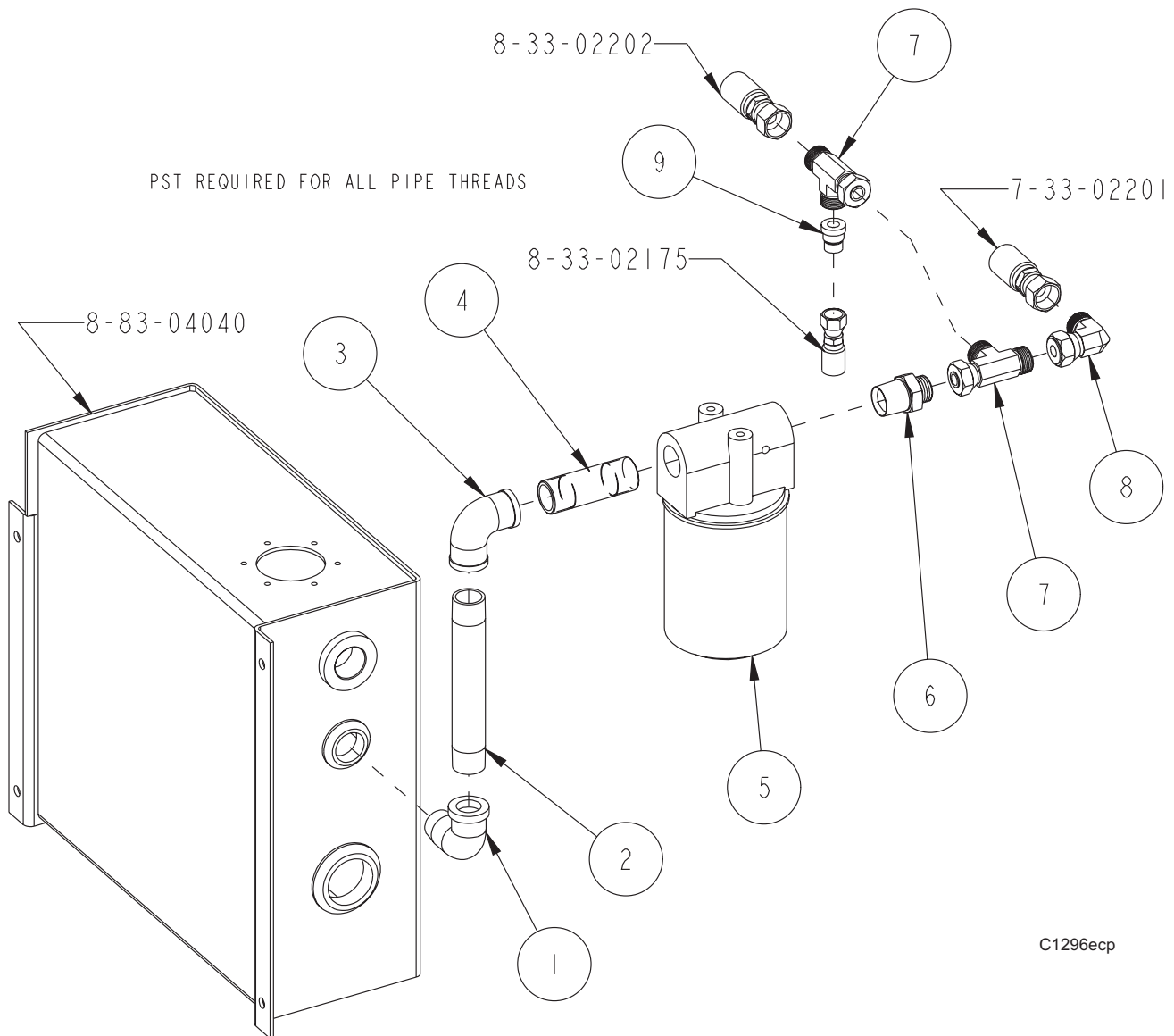
KEY NO.	PART NUMBER	DESCRIPTION	QTY.
1	8-16-07409	RH Side Cover	1
2	8-45-05010	Lug, Cover Detent	6
3	8-16-07410	LH Side Cover	1

HARDWARE USED:

H15	2-00-00221	Screw, 1/4-20 x .750 HHC	4
H26	2-00-00641	Nut, 1/4-20 Insert Fiber	8
H72	2-00-00518	Lock Washer Helical Spring	4
H86	2-00-03575	Carriage Bolt, 1/4-20 x .750	8

C1239/9804

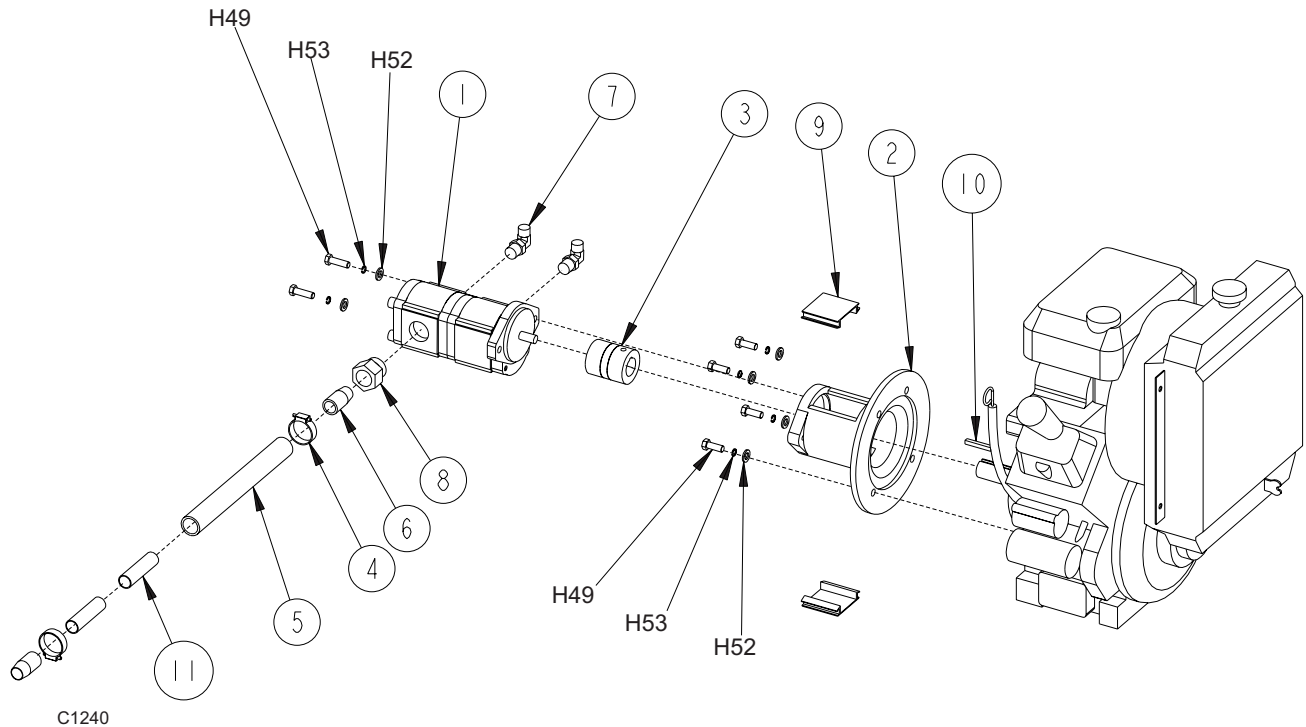
HYDRAULIC FILTER (3 CYL. KUBOTA GAS & DIESEL)



<u>KEY NO.</u>	<u>PART NUMBER</u>	<u>DESCRIPTION</u>	<u>QTY.</u>
1	2-00-03952	Elbow, Street 90° 3/4 NPT	1
2	2-00-03891	Nipple, 3/4 NPT x 6" Pipe	1
3	2-00-03639	90° Elbow, 3/4 NPT	1
4	2-95-04267	Nipple, 3/4 x 3" Pipe	1
5	7-24-04013	Hydraulic Filter Element ONLY: 7-24-04014	1
6	2-00-06112	Fitting, -08 ORFS x 3/4 NPT (w/orifice)	1
7	2-00-04928	Fitting, -08 ORFS Run Tee	2
8	2-00-05046	Fitting, -08 ORFS 90° Street Elbow	1
9	2-00-04929	Fitting, -08 ORFS x -04 ORFS Reducer	1

C1296Aecp/7-04

HYDRAULIC PUMP (GAS/LP)



<u>KEY NO.</u>	<u>PART NUMBER</u>	<u>DESCRIPTION</u>	<u>QTY.</u>
1	8-60-05027	Pump	1
2	8-33-05129	Housing - Pump Housing	1
3	8-16-05030	Coupling	1
4	2-00-02220	Hose Clamp	2
5	8-33-02350	Hose	1
6	2-00-03585	Coupling	2
7	2-00-04921	Fitting - 90° Elbow	2
8	2-00-05333	Fitting	1
9	8-16-07321	Cover	2
10	2-00-03761	Key	1
11	7-76-00003	Spring	2

HARDWARE USED:

H49	2-00-00209	Screw, 3/8 - 16 x 1.250 HHC	6
H52	2-00-00402	Flat Washer, .750 x .390 x .094	6
H53	2-00-02310	Lock Washer, Helical Spring 3/8 Med.	6

C1240/9804

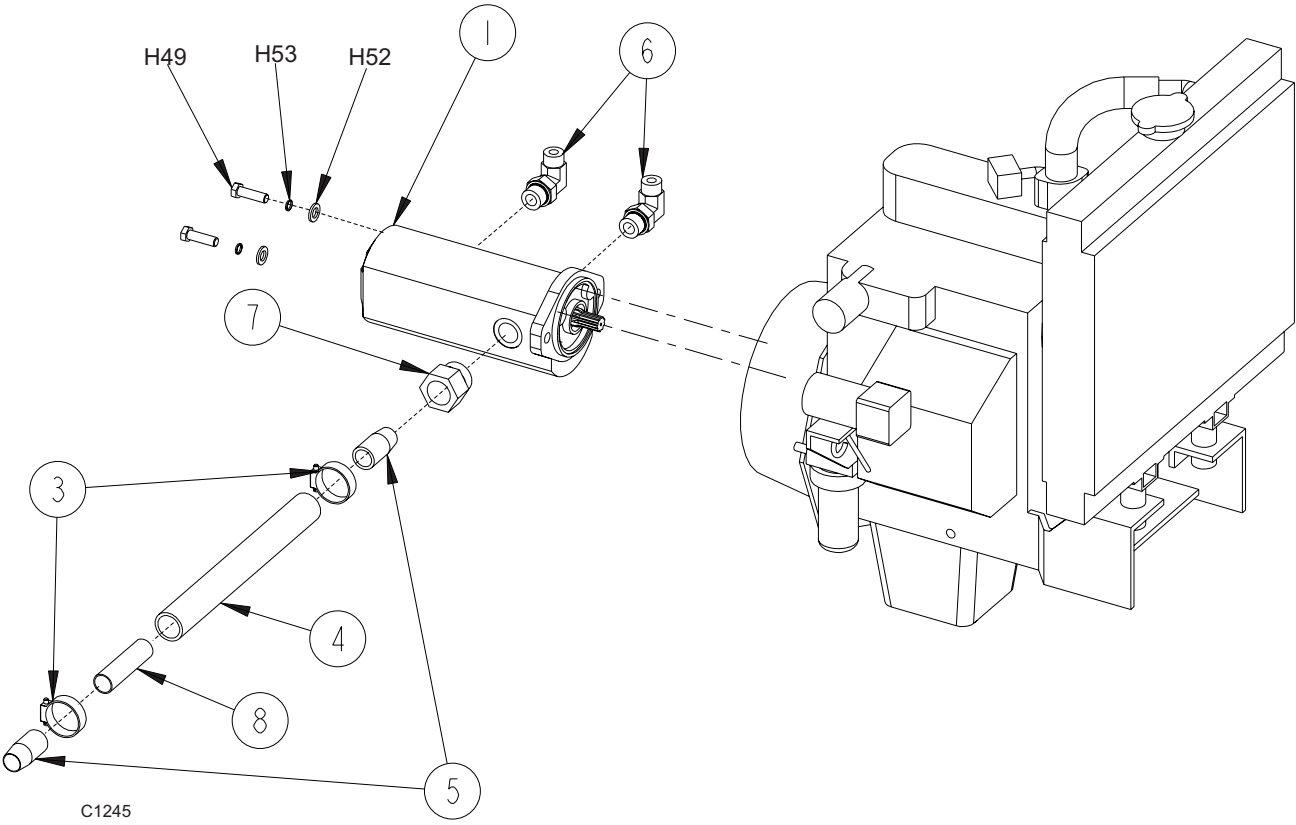
HYDRAULIC PUMP (DIESEL)

<u>KEY NO.</u>	<u>PART NUMBER</u>	<u>DESCRIPTION</u>	<u>QTY.</u>
1	8-60-05027	Pump	1
2			
3	2-00-02220	Hose Clamp	2
4	8-33-02350	Hose	1
5	2-00-03585	Coupling	2
6	2-00-04921	Fitting - 90° Elbow	2
7	2-00-05333	Fitting	1
8	7-76-00003	Spring	3

HARDWARE USED:

H49	2-00-00209	Screw, 3/8 - 16 x 1.250 HHC	4
H52	2-00-00402	Flat Washer, .750 x .390 x .094	6
H53	2-00-02310	Lock Washer, Helical Spring 3/8 Med.	6

C1245/9804

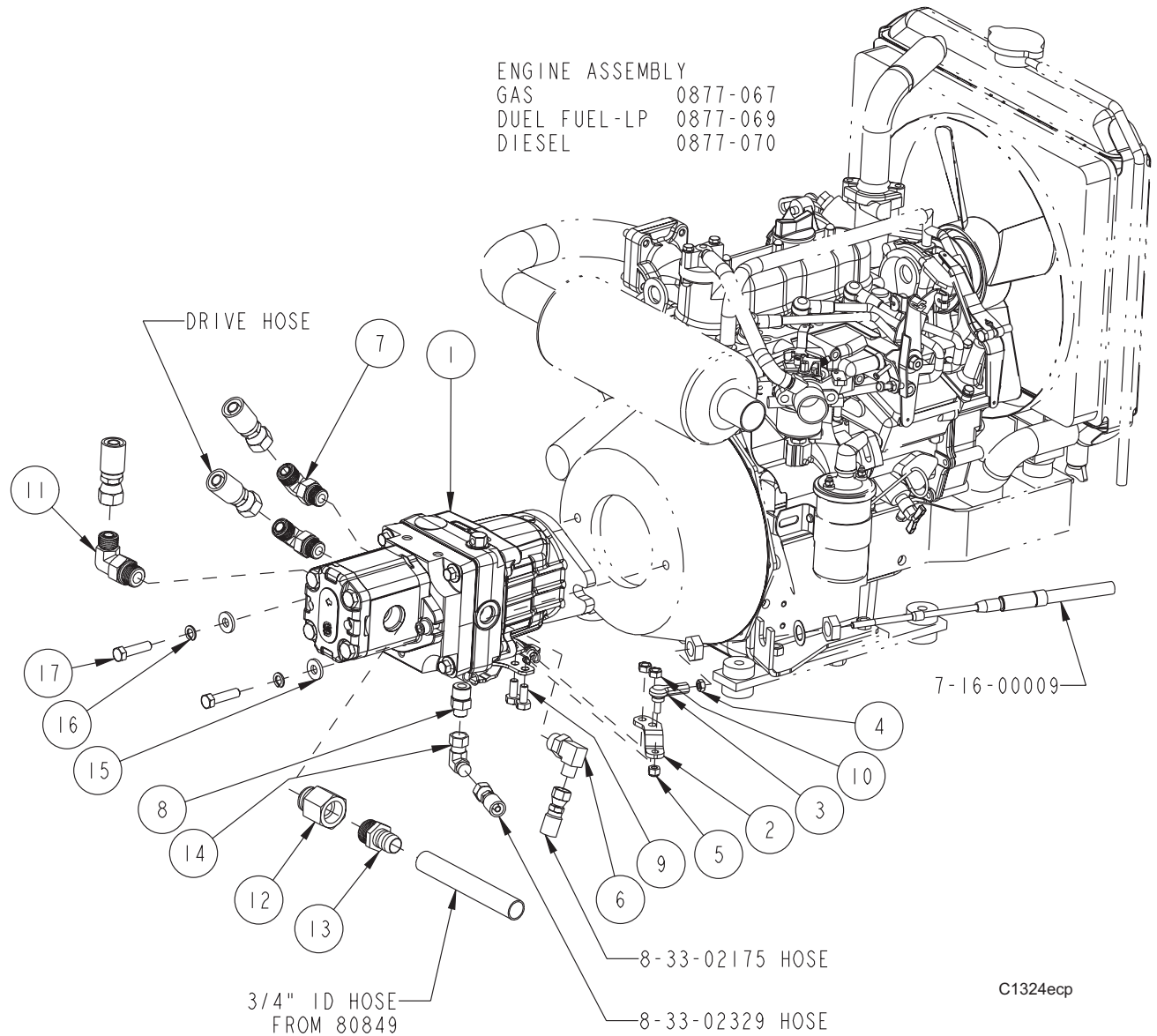


HYDRAULIC PUMP (3 CYL. KUBOTA GAS & DIESEL) -PARTS LIST

<u>KEY NO.</u>	<u>PART NUMBER</u>	<u>DESCRIPTION</u>	<u>QTY.</u>
1	7-60-05058	Drive Pump, 1.28 Var. w/ .84 Gear & Rtn.	1
2	7-08-01263	Bracket, Rtn. Lever	1
3	7-25-02050	Rod End (Spherco)	1
4	2-95-01999	Nut, 1/4-28 Hex Jam	1
5	2-00-00633	Nut, 1/4-28 Fiber Insert	1
6	2-00-05491	Fitting, -04 ORFS x -08 SAE ORB, 90° Elbow	1
7	2-00-04885	Fitting, 90° Elbow (O-Ring)	2
8	2-00-05264	Fitting, #8 SAE, #4ORS Connector	1
9	2-00-00208	Screw, 5/16-18 x .75 HHC	2
10	2-00-00644	Nut, 5/16-18 Fiber Insert Hex	2
11	2-00-04921	Fitting, 10 SAE 90° - 8 ORS	1
12	2-00-04572	Fitting, -12 SAE ORB x 3/4 NPT	1
13	7-25-02012	Fitting, 3/4 NPT x 3/4 Barbed	1
14	2-00-05545	Fitting, -4 ORS Swivel 90° Elbow	1
15	2-00-04801	Flat Washer, .875 x .375 x .125	2
16	2-00-02310	Lock washer, Helical Spring 3/8 Med.	2
17	2-00-00234	Screw, 3/8-16 X 1.50 HHC	2

C1324ecp/7-04

HYDRAULIC PUMP (3 CYL. KUBOTA GAS & DIESEL) -EXPLODED VIEW



ENGINE COVER - PARTS LIST

<u>KEY NO.</u>	<u>PART NUMBER</u>	<u>DESCRIPTION</u>	<u>QTY.</u>
1	8-16-07367	Engine Cover	1
2	8-08-00844	Mounting Plate, Engine Cover	1
3	8-41-00051	Rotor Latch	1
4	8-39-00014	Latch Knob	1
5	7-21-03003	Edging	1
6	8-66-05012	Roller, Engine Cover Guide	1
7	2-95-04182	Nut, Fibre 3/8-16	2
8	8-29-00245	Gasket, Engine Cover	1
9	8-29-00246	Gasket, Engine Cover	1
10	2-00-05266	Clevis Pin	1
11	2-00-05249	Cotter Pin	1
12	8-66-00183	Rod, Engine Cover Guide	1
13*	8-34-09030	Insulation, Cover	1
14	2-00-02352	Nut	2

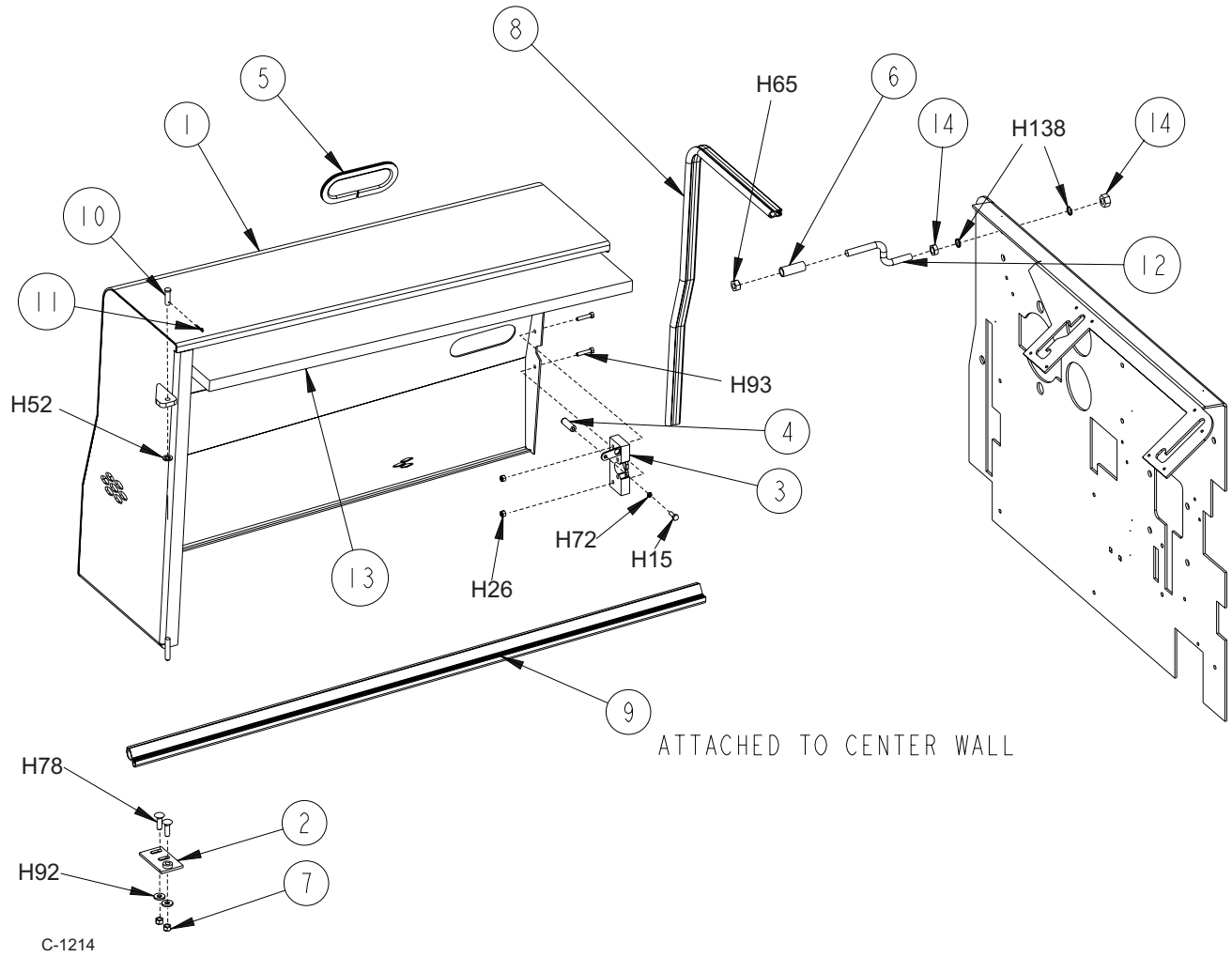
HARDWARE USED:

H15	2-00-00221	Screw, 1/4-20 x .750 HHC	1
H26	2-00-00641	Nut, 1/4-20 Insert Fiber	2
H52	2-00-00405	Flat Washer, 1.063 x .531 x .094	1
H72	2-00-00518	Lock Washer, Helical Spring	1
H78	2-00-05187	Carriage Bolt, 3/8-16 x 1.250	2
H92	2-00-04801	Flat Washer, .875 x .375 x .125	2
H93	2-00-00222	Screw, 1/4-20 x 1.250 HHM	2
H138	2-00-00504	Lock Washer, Int.	1
H171	2-00-02371	Nut, Hex Jam .50-13 STL.	1

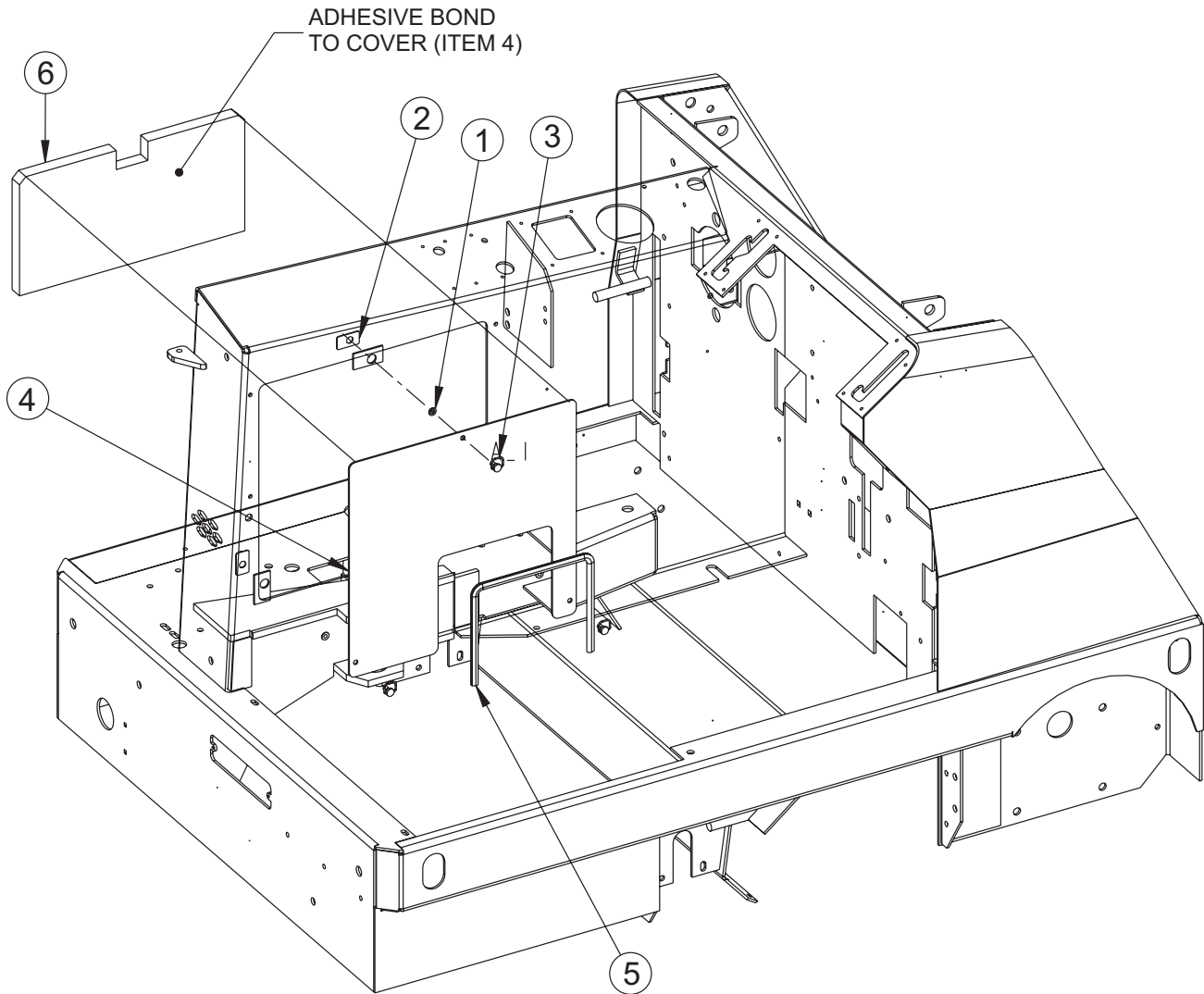
* Gas/LP & Diesel Machines Only

C-1214

ENGINE COVER - EXPLODED VIEW



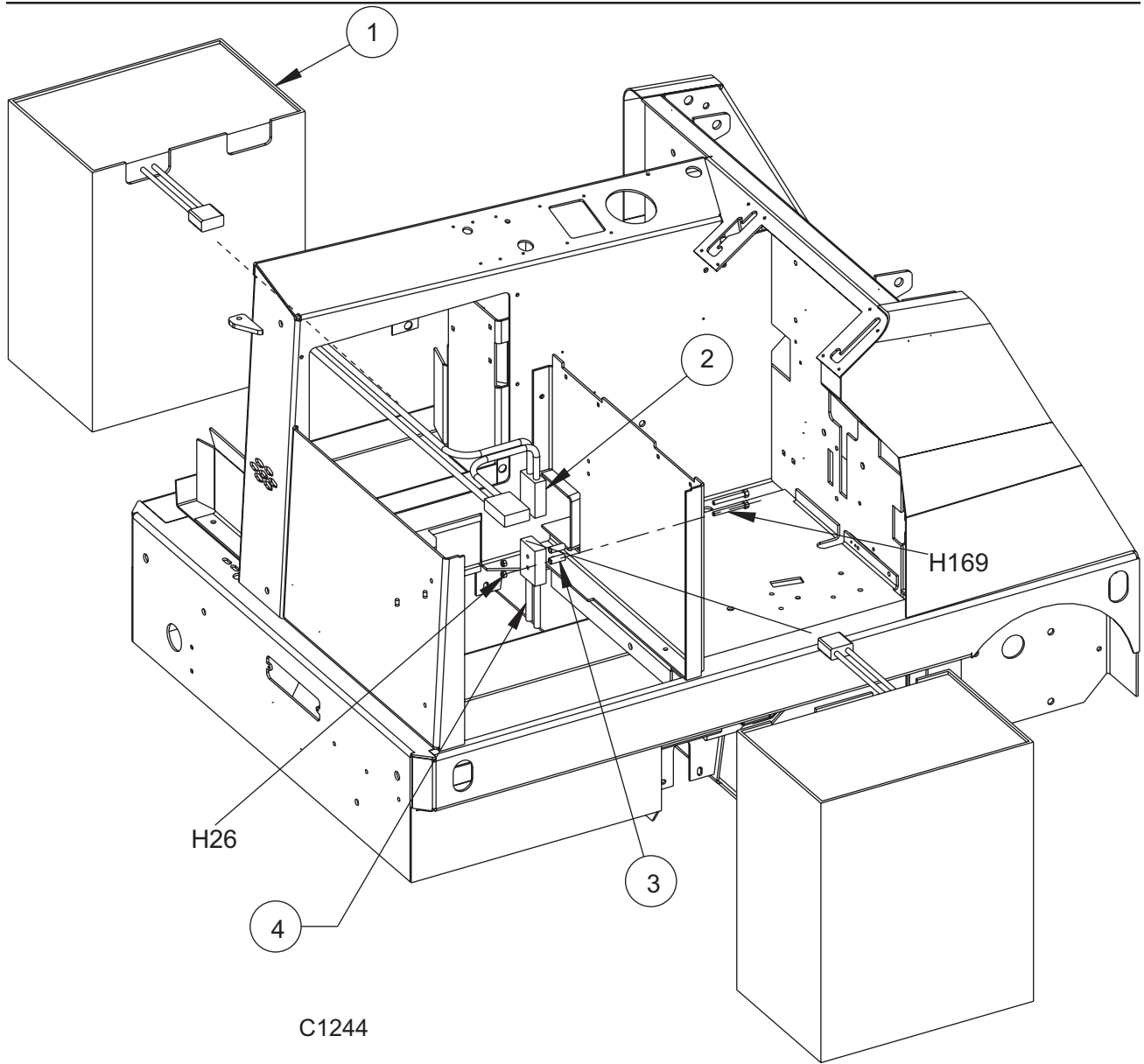
ACCESS COVER ASSEMBLY



<u>KEY NO.</u>	<u>PART NUMBER</u>	<u>DESCRIPTION</u>	<u>QTY.</u>
1	7-23-03106	Washer - Screw - Captivated	3
2	7-23-03108	U Clip - Screw - Captivated	3
3	7-23-03113	Fastener - Qtr. Turn	3
4	8-16-07395	Cover - Power Panel	1
5	8-21-04057	Edging	1
6	8-34-09035	Insulation - Center Wall	1

C1247

BATTERY ASSEMBLY



<u>KEY NO.</u>	<u>PART NUMBER</u>	<u>DESCRIPTION</u>	<u>QTY.</u>
1	0875-127	Battery	2
2	0875-128	Assy - Battery Connections	1
3	7-09-01046	Spacer	2
4	0875-129	Power Panel Connector Assy.	1

HARDWARE USED:

H26	2-00-00641	Nut 1/4 - 20 Fiber Insert	4
H169	2-00-02637	Screw, 1/4 - 20 x 2.750 HHC	2

C1244/9804

BATTERY COMPARTMENT (LEFT SIDE) - PARTS LIST

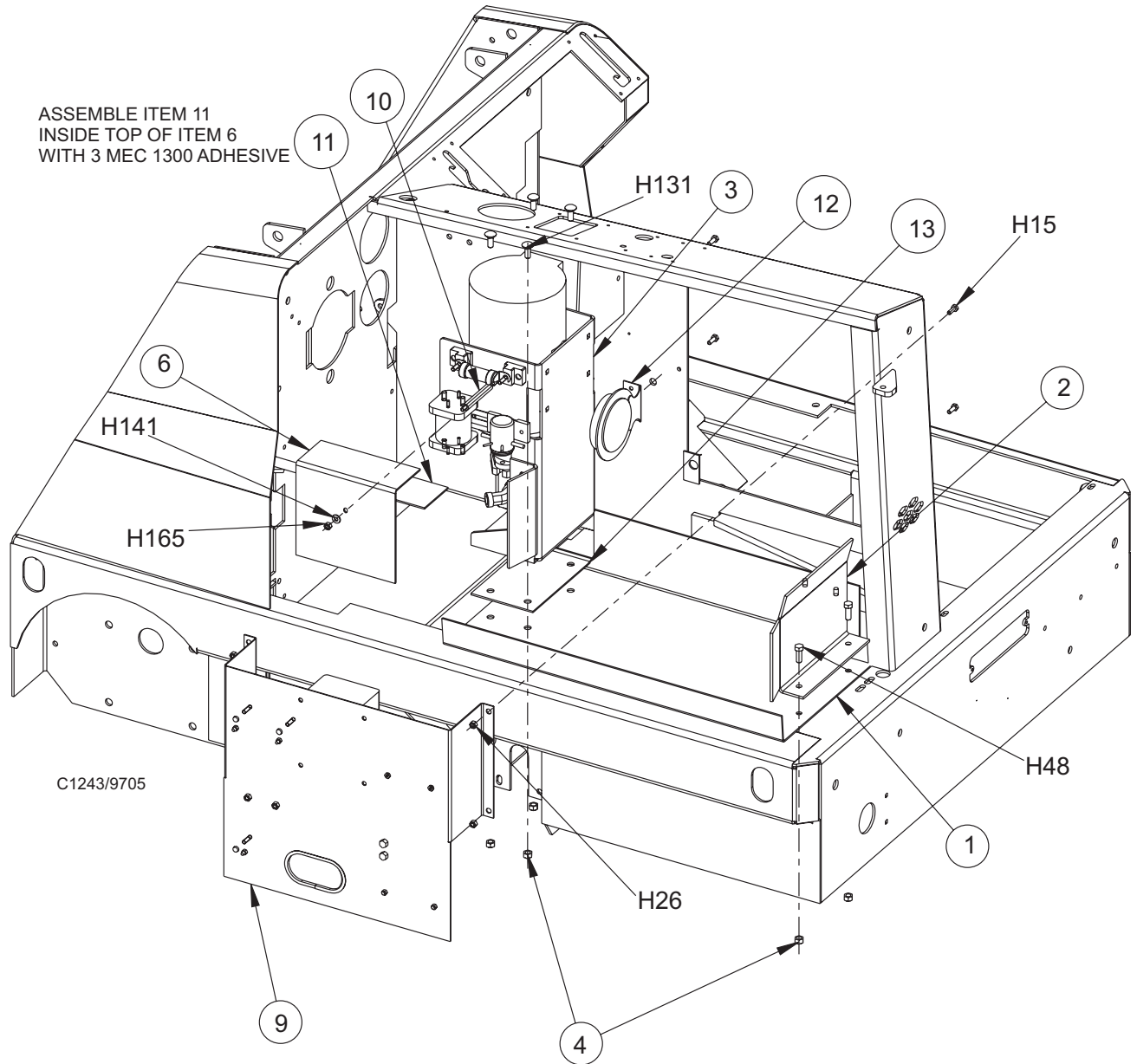
<u>KEY NO.</u>	<u>PART NUMBER</u>	<u>DESCRIPTION</u>	<u>QTY.</u>
1	8-51-05020	Pan - LH Battery	1
2	8-30-08023	Guide - Battery (LS)	1
3	8-33-05131	Housing, Motor	Ref.
4	2-95-04182	Fiber Nut	8
5			
6	8-16-07384	Cover	1
7			
8			
9	8-52-00192	Panel - Power	Ref.
10	8-75-01213	Spacer	1
11	8-50-05062	Pad	1
12	8-33-09008	Horn (36V)	1
13	8-34-09033	Insulation, Battery Pan	1

HARDWARE USED:

H15	2-00-00221	Screw, 1/4 - 20 x .750 HHC	4
H26	2-00-00641	Nut 1/4 - 20 Fiber Insert	4
H48	2-00-00233	Screw, 3/8 - 16 x 1.000 HHC	2
H131	2-00-03855	Carriage Bolt, 3/8 - 16 x 1.000	4
H141	2-00-00501	Lock Washer, Int.	1
H165	2-00-00589	Nut, Hex Jam .25-20	1

C1243/9804

BATTERY COMPARTMENT (LEFT SIDE) - EXPLODED VIEW



ENGINE (2 CYL. KAWASAKI GAS/LP) - PARTS LIST

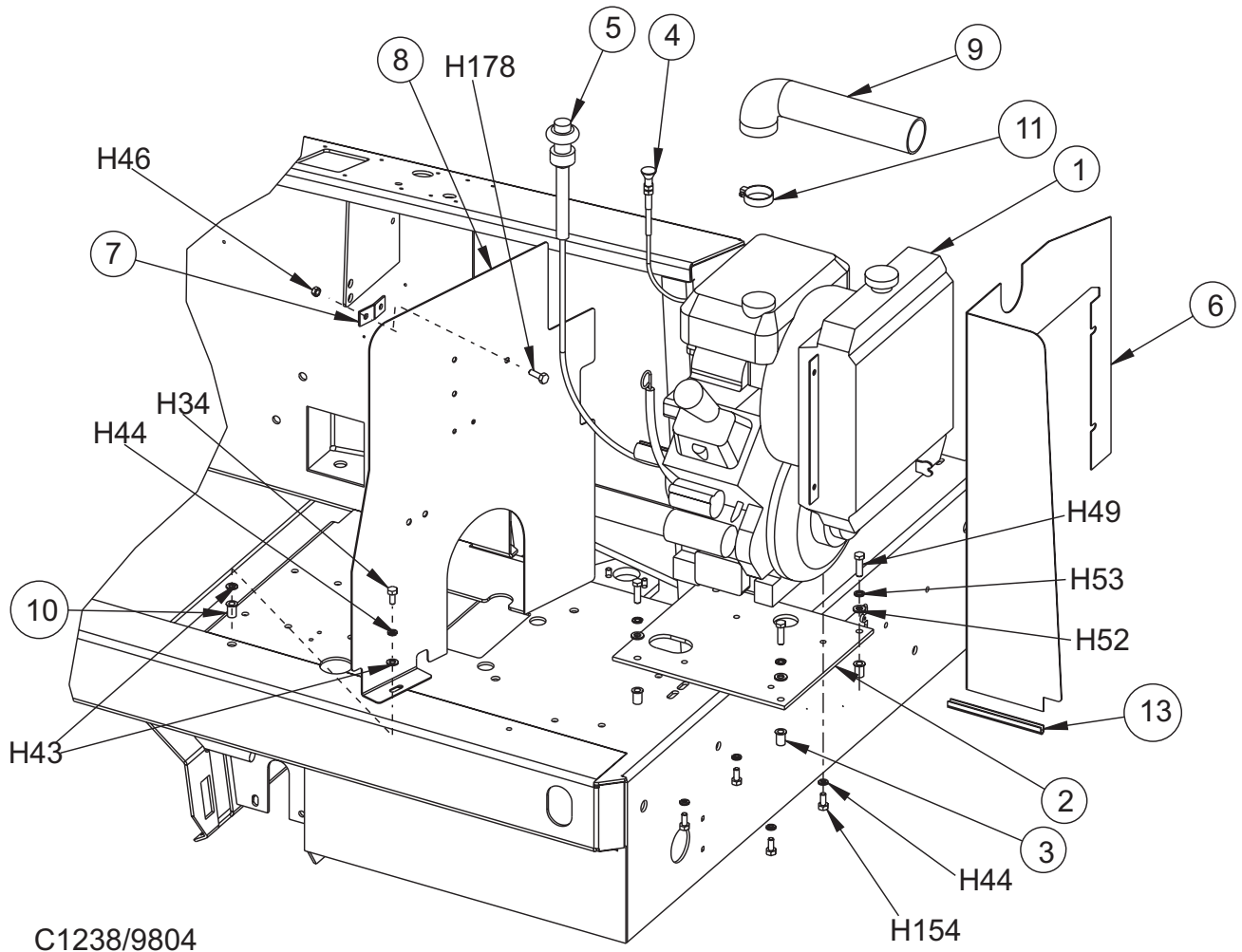
<u>KEY NO.</u>	<u>PART NUMBER</u>	<u>DESCRIPTION</u>	<u>QTY.</u>
1	0877-059	Engine	1
2	8-58-05783	Mounting Plate	1
3	2-00-05347	Threaded Insert, 3/8-16	4
4	8-16-00059	Cable, Choke	1
5	8-10-00042	Cable, Throttle	1
6	8-52-00187	Panel, Heat Baffle	1
7	8-13-07153	Clip, Heat Baffle	1
8	8-52-00183	Baff, Radiator Heat	1
9	8-33-02349	Hose	1
10	2-00-05330	Threaded Insert, 5/16-18	1
11	2-00-02216	Clamp, Hose	1
12	8-21-04015	Edging	1
13	0895-144	Harness, Engine (not shown)	Ref.
14	2-00-00208	Screw, 5/16-18 x .750 HHC	1
15	2-00-00409	Flat Washer, .687 x .344 x .062	2
16	2-00-00530	Lock Washer, 5/16 HS Med.	5
17	2-00-00644	Nut, 5/16-18, Insert Fiber	1
18	2-00-00209	Screw, 3/8-16 x 1.250 HHC	4
19	2-00-00402	Flat Washer, .750 x .390 x .094	3
20	2-00-02310	Lock Washer, Helical Spring 3/8 Med.	4
21	2-00-04363	Screw, M8 - 1.250 x .750	4
22	2-00-00206	Screw, 5/16-18 x 1.000 HHC	1

KAWASAKI ENGINE SERVICE PARTS:

Oil Filter	8-24-04152	Fuel Filter	8-24-04129
Oil Pressure Switch	7-82-00066	Fuel Pump	8-60-05031
Oil Filter Cap	8-24-04151	Thermostat	7-84-08015
Air Filter	8-24-04149 (foam)	Thermostat Cover Gasket	7-29-00196
	8-24-04150 (element)	Water Pump	7-60-05020
Starter	0875-138	Head Gasket	8-29-00236
Spark Plug (each)	8-75-03011	Temperature Switch	8-82-00067
Spark Plug Cap	8-75-03010	Solenoid	8-75-00015
Upper Cooling Hose	8-33-02354	Lower Cooling Hose	8-33-02355

C1238/7-04

ENGINE (2 CYL. KAWASAKI GAS/LP) - EXPLODED VIEW

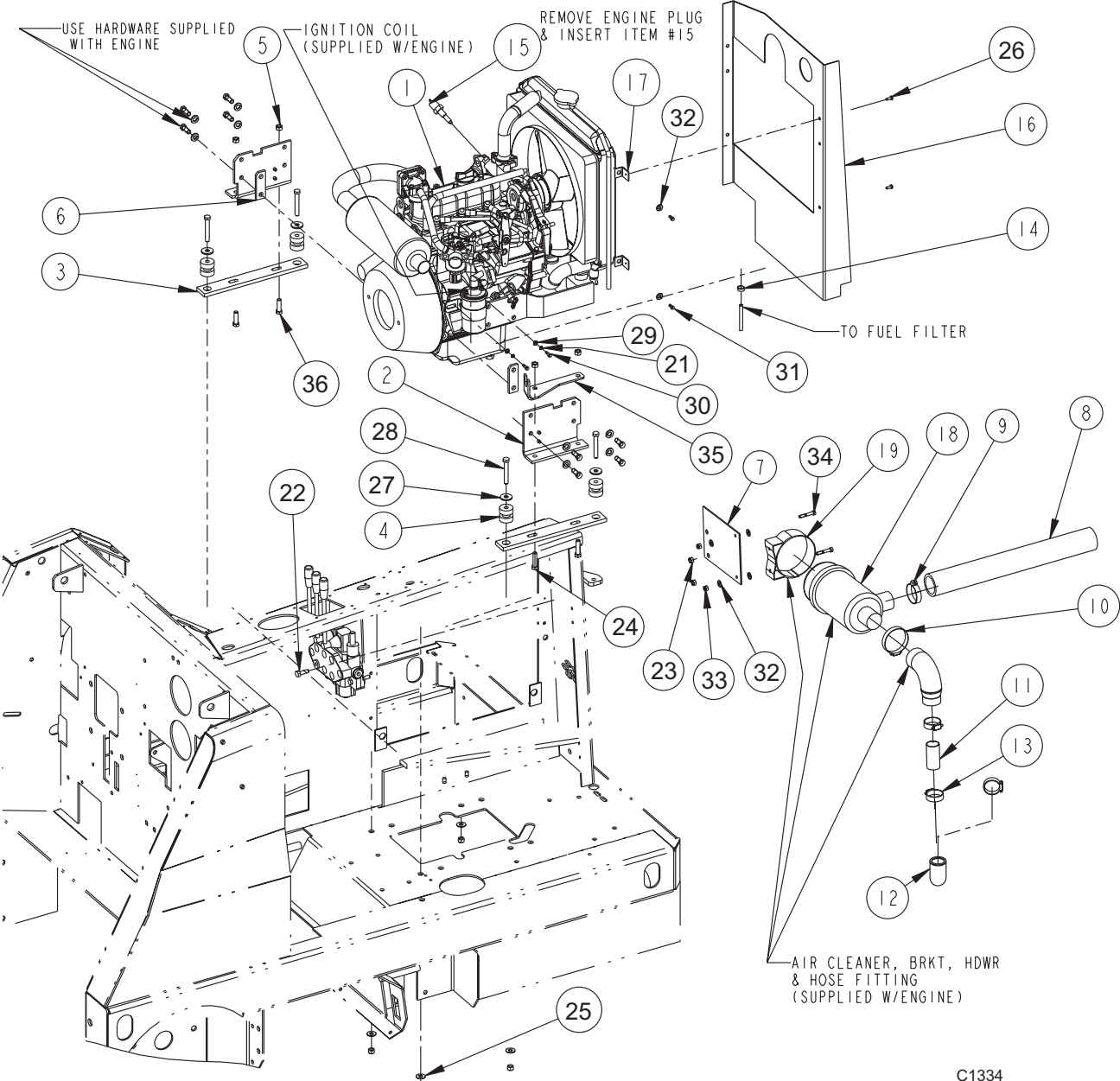


ENGINE (3 CYL. KUBOTA GAS) - PARTS LIST

<u>KEY NO.</u>	<u>PART NUMBER</u>	<u>DESCRIPTION</u>	<u>QTY.</u>
1	0877-067 7-33-05153	Engine - 3 cyl Kubota Gas Flywheel Housing: SAE-B (service part)	1
2	8-08-00835	Bracket - Engine Mtg.	2
3	8-52-00173	Rail - Engine Mtg.	2
4	8-75-01155	Isolator - Vibration	4
5	2-95-04182	Fiber Nut	8
6	8-75-01222	Spacer - Engine Bracket	2
7	8-08-00956	Bracket - Air Filter	1
8	8-33-02504	Hose - Air Inlet	1
9	2-00-02216	Clamp - Hose	1
10	2-00-02212	Clamp - Hose	1
11	8-56-04054	Pipe - Air Intake	1
12	8-33-02361	Hose - Lower Air Cleaner	1
13	2-00-03404	Clamp - Hose	3
14	2-95-04388	Clamp - Hose	1
15	7-82-00031	Switch - Water Temp	1
16	8-52-00199	Panel - Radiator, Heat	1
17	8-13-07160	Clip - Heat Baffle	2
18	8-24-04160	Air Cleaner Assy.	Ref
19	8-13-07174	Clamp	Ref
20	0895-146	Harness, Engine (not shown)	Ref
21	2-00-00519	Lock Washer, # 10 Med HS	2
22	2-00-02708	Screw, 5/16-18 x 1.000 HHM	1
23	2-00-00644	Nut, 5/16-18, Insert Fiber	2
24	2-00-00234	Screw, 3/8-16 x 1.50 HHC	2
25	2-00-00410	Flat Washer, .875 x .375 x .060	4
26	2-00-03940	Screw, #10-24 x .500 T/C HH	2
27	2-00-03266	Washer	4
28	2-00-00236	Screw, 3/8-16 x 2.500 HHC	4
29	2-00-00466	Flat Washer, .625 x .203 x .031	2
30	2-00-05148	Screw - HHC M5 x 0.8 x 16 MM	2
31	2-00-05490	Screw, M5 x 0.8 x 12mm	1
32	2-00-03702	Flat Washer, .625 x .281 x .063	3
33	2-00-00641	Nut, 1/4-20 Fiber Insert	1
32	2-00-00203	Nut, 3/8-16 Elastic Stop	1
35	7-08-01262	Bracket, Forward/Reverse Cable	1
36	2-00-00209	Screw, 3/8-16 x 1.25 HHC	2

C1334/7-04

ENGINE (3 CYL. KUBOTA GAS) - EXPLODED VIEW

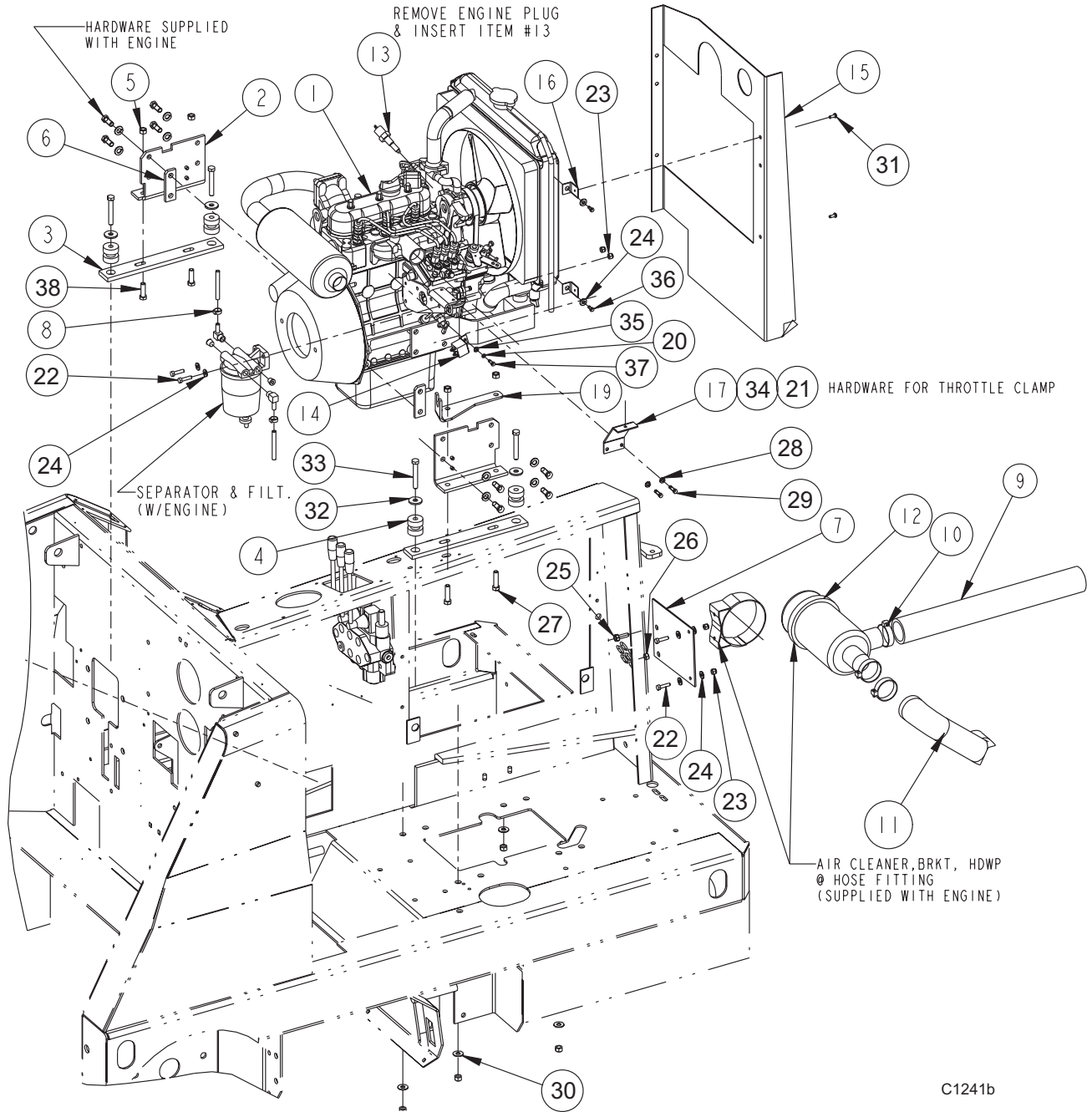


ENGINE (3 CYL. KUBOTA DIESEL) - PARTS LIST

<u>KEY NO.</u>	<u>PART NUMBER</u>	<u>DESCRIPTION</u>	<u>QTY.</u>
1	0877-070 7-33-05153	Engine, 3-cyl Kubota Diesel Flywheel Housing: SAE-B (service part)	1
2	8-08-00835	Bracket, Engine Mtg	2
3	8-52-00173	Rail -Engine Mtg	2
4	8-75-01155	Isolator, Vibration	4
5	2-95-04182	Nut, 3/8-16 Fiber Insert	8
6	8-75-01222	Spacer, Engine Bracket	2
7	8-08-00956	Bracket , Air Filter	1
8	2-95-04388	Clamp, Hose	2
9	8-33-02405	Hose, Air Inlet	1
10	2-00-02216	Clamp, Hose	3
11	8-33-02363	Hose, Air Cleaner to Engine	1
12	8-24-04160	Air Cleaner Assy.	Ref
13	7-82-00031	Switch, Water Temperature	1
14	8-64-00012	Relay	1
15	8-52-00199	Panel, Radiator Heat	1
16	8-13-07160	Clip, Heat Baffle	2
17	7-08-00763	Bracket, Throttle Mount	1
18	0895-145	Harness, Engine (not shown)	Ref
19	7-08-01262	Bracket, Forward/Reverse Cable	1
20	2-00-00519	Lock Washer, # 10 Med HS	1
21	2-00-01246	Nut, #10-24 Fiber Insert	1
22	2-00-00205	Screw, 1/4-20 x 1.000 HHC	3
23	2-00-00641	Nut, 1/4-20 Insert Fiber	4
24	2-00-03702	Washer, .625 x .281 x .063	4
25	2-00-02708	Screw, 5/16-18 x 1.000 HHM	1
26	2-00-00644	Nut, 5/16-18, Insert Fiber	1
27	2-00-00234	Screw, 3/8-16 x 1.50 HHC	2
28	2-00-00518	Lock Washer, Helical Spring	2
29	2-00-05279	Screw, M6 x 1.0 x 20 mm MHHC	2
30	2-00-00410	Flatwasher, .875 x .375 x .060	4
31	2-00-03940	Screw, #10 - 24 x .500 T/C HH	2
32	2-00-03266	Washer	4
33	2-00-00236	Screw, 3/8-16 x 2.500 HHC	4
34	2-00-04794	Screw, #10-24 x .625 BHS	1
35	2-00-00466	Flat Washer, .625 x .203 x .031	1
36	2-00-05490	Screw - M5 x 0.8 x 12 MM	1
37	2-00-05148	Screw - HHC M5 x 0.8 x 16 MM	1
38	2-00-00209	Screw, 3/8-16 x 1.25 HHC	2

C1241b/7-04

ENGINE (3 CYL. KUBOTA DIESEL) - EXPLODED VIEW



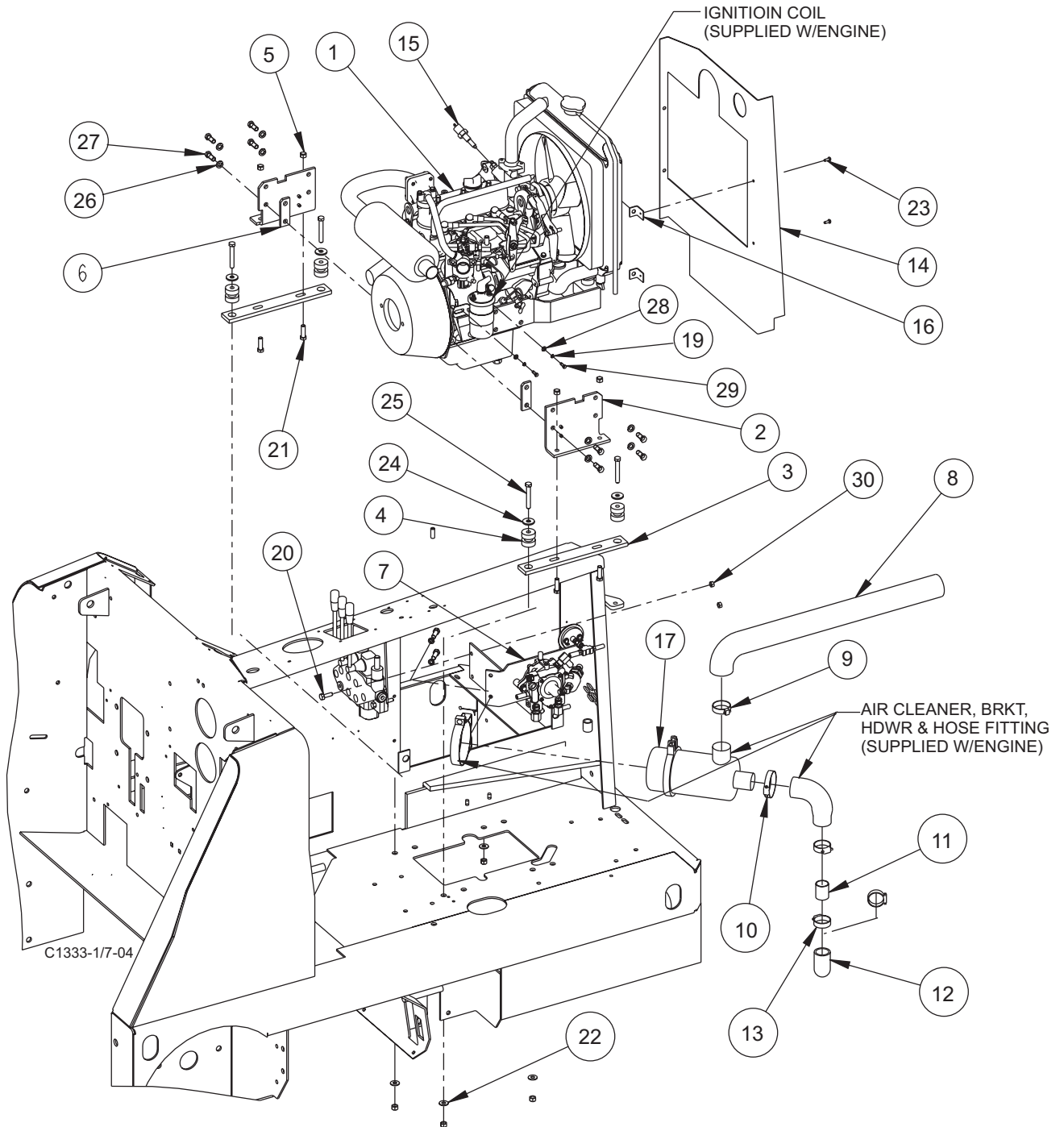
C1241b

ENGINE (3 CYL. DUAL FUEL - LP) - PARTS LIST

<u>KEY NO.</u>	<u>PART NUMBER</u>	<u>DESCRIPTION</u>	<u>QTY.</u>
1	0877-069 7-33-05153	Engine - 3 cyl Kubota Gas Flywheel Housing: SAE-B (service part)	1
2	8-08-00835	Bracket - Engine Mtg.	2
3	8-52-00173	Rail - Engine Mtg.	2
4	8-75-01155	Isolator - Vibration	4
5	2-95-04182	Fiber Nut	8
6	8-75-01222	Spacer - Engine Bracket	2
7	8-08-00955	Bracket - Air Filter	1
8	8-33-02364	Hose - Air Inlet	1
9	2-00-02216	Clamp - Hose	1
10	2-00-02212	Clamp - Hose	1
11	8-56-04054	Pipe - Air Intake	1
12	8-33-02361	Hose - Lower Air Cleaner	1
13	2-00-03404	Clamp - Hose	3
14	8-52-00199	Panel - Radiator, Heat	1
15	7-82-00031	Switch - Water Temp	1
16	8-13-07160	Clip - Heat Baffle	2
17	8-24-04160	Air Cleaner Assy.	Ref.
18	0895-146	Harness, Engine (not shown)	Ref.
19	2-00-00519	Lock Washer, # 10 Med HS	2
20	2-00-02708	Screw, 5/16-18 x 1.000 HHM	1
21	2-00-00209	Screw, 3/8-16 x 1.250 HHC	4
22	2-00-00410	Flat Washer, .875 x .375 x .060	4
23	2-00-03940	Screw, #10-24 x .500 T/C HH	2
24	2-00-03266	Washer	4
25	2-00-00236	Screw, 3/8-16 x 2.500 HHC	4
26	2-00-05042	Lock Washer, M10	8
27	2-00-04366	Screw, M10 x 1.500 x 25mm	8
28	2-00-00466	Flat Washer, .625 x .203 x .031	2
29	2-00-05148	Screw - HHC M5 x 0.8 x 16 MM	2
30	2-00-00644	Nut, 5/16-18, Insert Fiber	2

C1333-1/7-04

ENGINE (3 CYL. DUAL FUEL - LP) - EXPLODED VIEW



MOTOR PUMP ELECTRICAL ASSEMBLY - PARTS LIST

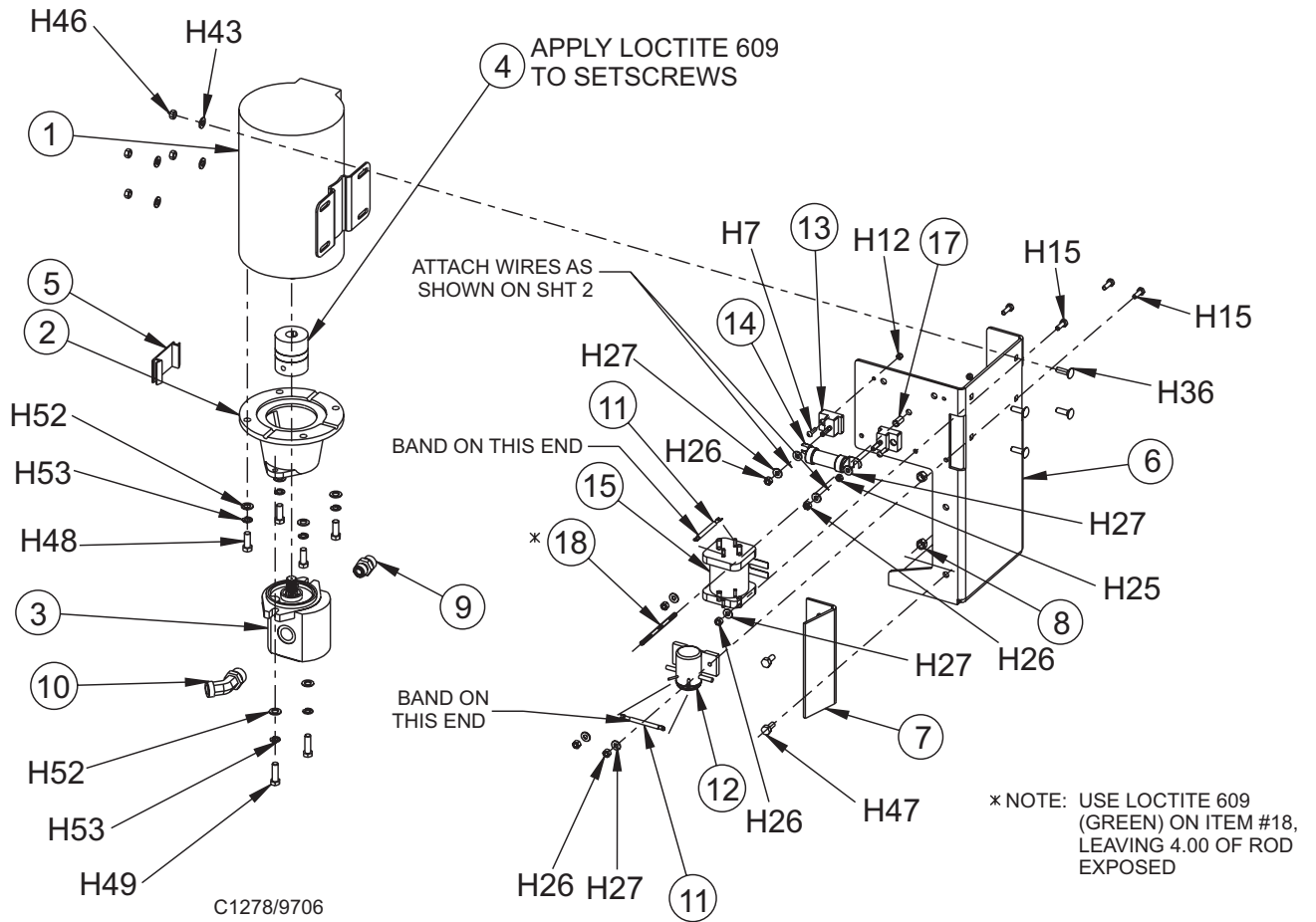
<u>KEY NO.</u>	<u>PART NUMBER</u>	<u>DESCRIPTION</u>	<u>QTY.</u>
1	0882-031	Motor, Electric - 36 Volt DC	1
2	8-33-05130	Housing - Pump to Motor	1
3	8-60-05037	Hydraulic Pump	1
4	8-16-05029	Coupling	1
5	8-16-07268	Cover	1
6	8-33-05131	Housing - Motor Mounting	1
7	8-30-08022	Guide - Battery (LS)	1
8	2-95-04182	Fibre Nut	4
9	2-00-04974	Fitting - Straight	1
10	2-00-04931	Fitting - 90°	1
11	0775-159	Diode Assembly	2
12	2-00-04825	Sol 3A	1
13	8-06-05004	Fuse Holder	2
14	8-28-05021	Fuse - 120 A	1
15	7-15-08005	Sol 4A	1
16	8-90-07447	Wire - 120 A Fuse - Sol 4A	1
17	2-00-05261	1/4-20 Threaded Insert	1
18	8-66-00184	Threaded Rod	1

HARDWARE USED:

H7	2-00-00056	Screw, #10-24 x .750 RHM	2
H12	2-00-01246	Nut, Hex Fiber Insert #10-24	2
H15	2-00-00221	Screw, 1/4-20 x .750 HHC	4
H25	2-00-00594	Nut, Hex 1/4-20 x .437 x .218	1
H26	2-00-00641	Nut, Hex Fiber Insert 1/4-20	6
H27	2-00-03702	Washer, .625 x .281 x .063	8
H36	2-00-00196	Carriage Bolt, 5/16-18 x 1.000	4
H43	2-00-00409	Flat Washer, .687 x .344 x .062	4
H46	2-00-00644	Nut, 5/16-18 Insert Fiber	2
H47	2-00-00232	Screw, 3/8-16 x .750 HHC	2
H48	2-00-00233	Screw, 3/8-16 x 1.000 HHC	4
H49	2-00-00209	Screw, 3/8-16 x 1.250 HHC	2
H52	2-00-00402	Flat Washer, .750 x .390 x .094	6
H53	2-00-02310	Lock Washer, Helical Spring 3/8 Med.	6

C1278/9809

MOTOR PUMP ELECTRICAL ASSEMBLY - EXPLODED VIEW

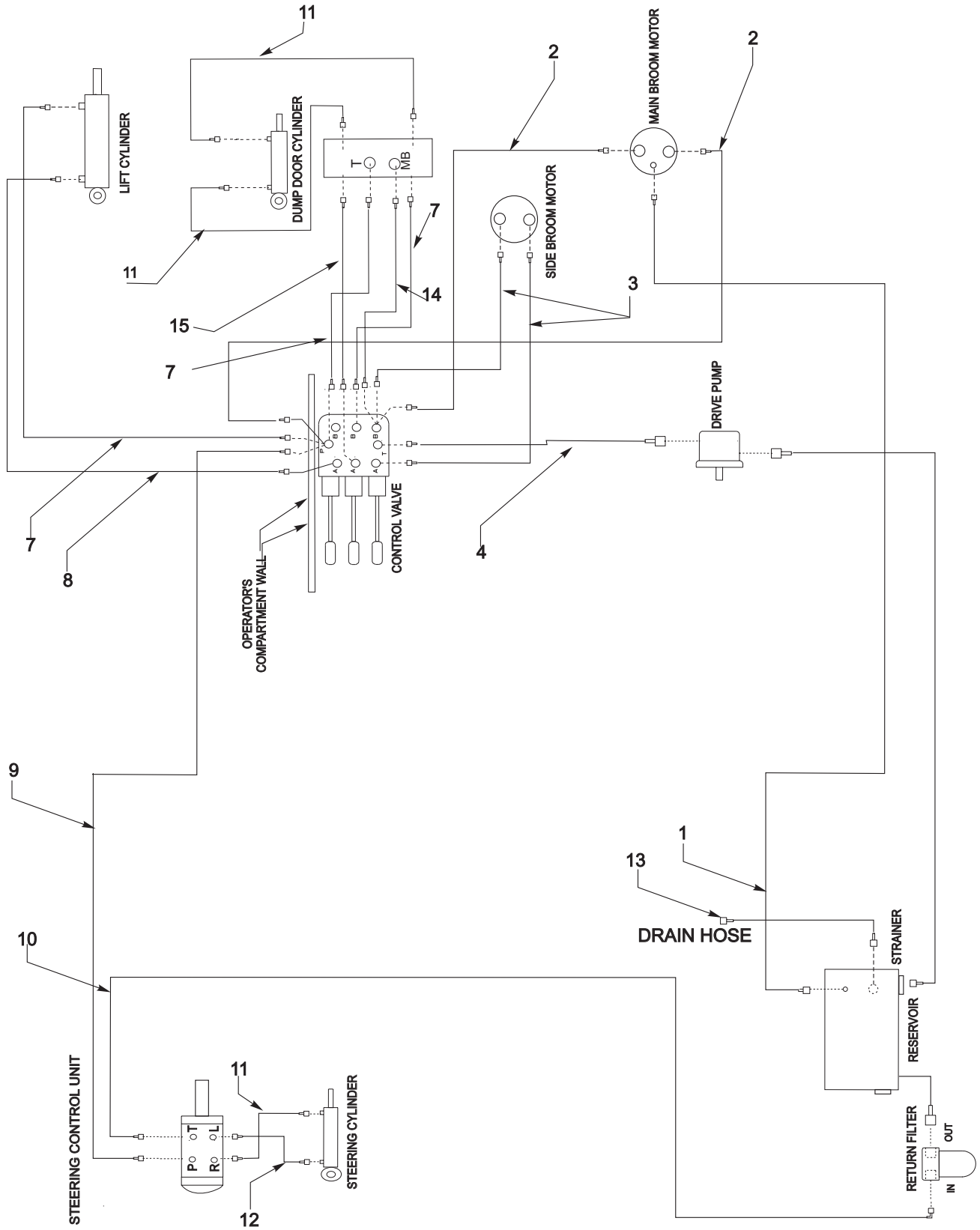


HYDRAULIC HOSE DIAGRAM (BATTERY) - PARTS LIST

<u>KEY NO.</u>	<u>PART NUMBER</u>	<u>DESCRIPTION</u>	<u>QTY.</u>
1	7-33-02193	#4 x 49.0" 0-90 ORS	1
2	8-33-02325	#8 x 65.0" 0-0-ORS	2
3	8-33-02213	#8 x 88.0" 0-0 ORS	2
4	8-33-02202	#8 x 20.0" 0-90 ORS	1
5	8-33-02353	#12 x 12.5" 0-45 ORS	1
6			
7	8-33-02199	#4 x 24.5" 0-90 ORS	3
8	7-33-02225	#4 x 38.0" 0-90 ORS	1
9	8-33-02326	#8 x 34.5" 0-0 ORS	1
10	7-33-02187	#8 x 42.0" 0-0 ORS	1
11	8-33-02184	#4 x 50.5" 0-0 ORS	3
12	8-33-02179	#4 x 46.0" 0-0 ORS	1
13	8-33-02193	#8 x 18.0" 0-0 ORS	1
14	8-33-02176	#4 x 21.0" 0-90 ORS	1
15	7-33-02189	#4 x 26.0" 0-90 ORS	1

C0791/9804

HYDRAULIC HOSE DIAGRAM (BATTERY) - EXPLODED VIEW



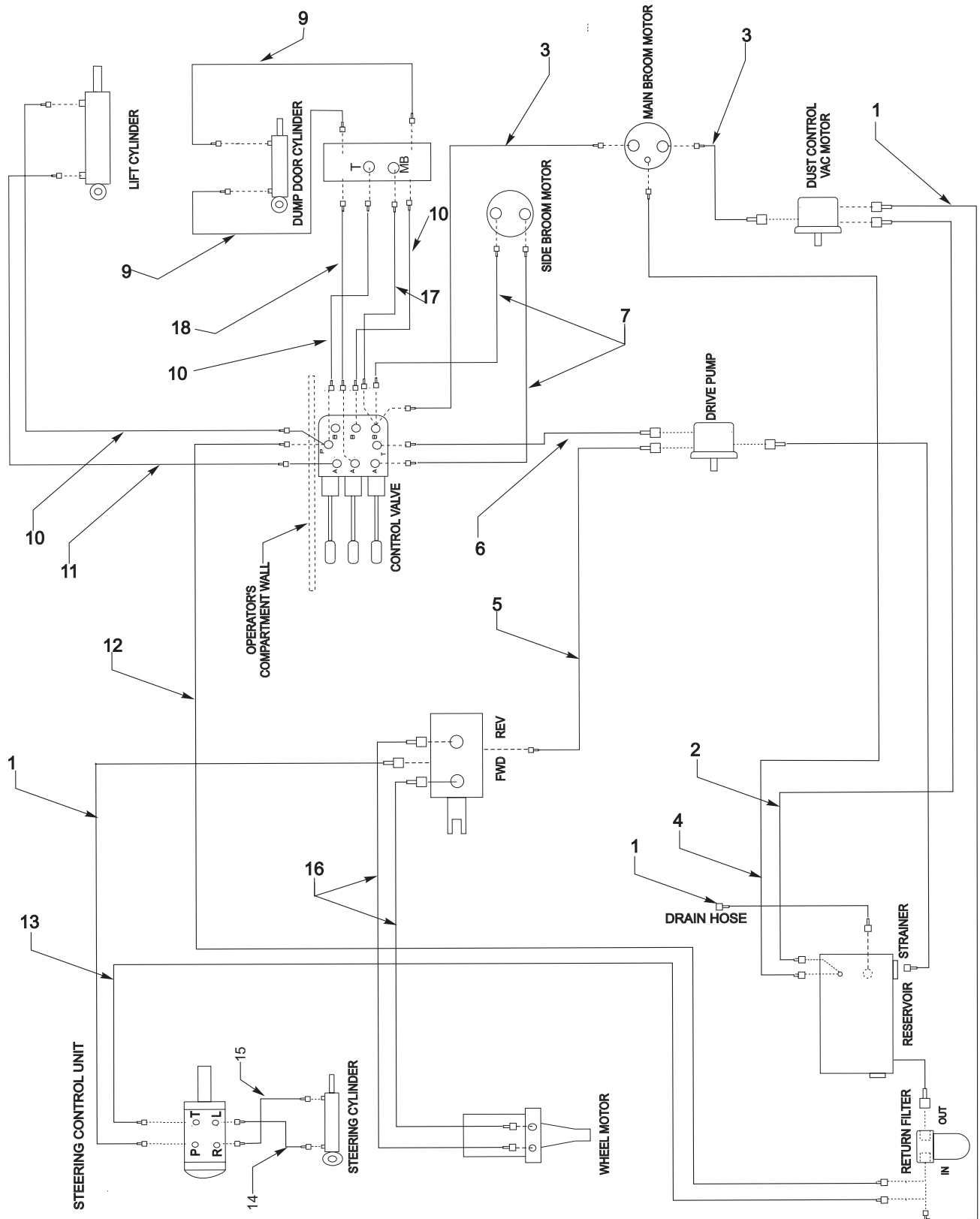
C-0791

HYDRAULIC HOSE DIAGRAM (3 CYL. GAS & DIESEL) - PARTS LIST

<u>KEY NO.</u>	<u>PART NUMBER</u>	<u>DESCRIPTION</u>	<u>QTY.</u>
1	8-33-02193	#8 x 18.0" 0-0 ORS	2
2	8-33-02329	#4 x 30.0" 0-90 ORS	1
3	8-33-02325	#8 x 65.0" 0-0 ORS	2
4	7-33-02193	#4 x 49.0" 0-90 ORS	1
5			
6			
7	8-33-02213	#8 x 88.0" 0-0 ORS	2
8	7-33-02201	#8 x 20.5" 0-0 ORS-JIC	2
9	8-33-02184	#4 x 50.5" 0-0 ORS	2
10	8-33-02199	#4 x 24.5" 0-90 ORS	3
11	7-33-02225	#4 x 38.0" 0-90 ORS	1
12	8-33-02193	#8 x 18" 0-0 ORS	1
13	7-33-02187	#8 x 42.0" 0-0 ORS	1
14	8-33-02179	#4 x 46.0" 0-0 ORS	1
15	8-33-02184	#4 x 50.5" 0-0 ORS	1
16	8-33-02191	#8 x 56.50" 0-0 ORS	2
17	8-33-02176	#4 x 21.0" 0-90 ORS	1
18	7-33-02189	#4 x 26.0" 0-90 ORS	1
19	8-33-02175	#4 x 21.0" 0-0- ORS	1
20	7-33-02203	#12 x 20.0 0-90 ORS	1

C0790/9804

HYDRAULIC HOSE DIAGRAM (3 CYL. GAS & DIESEL) - EXPLODED VIEW



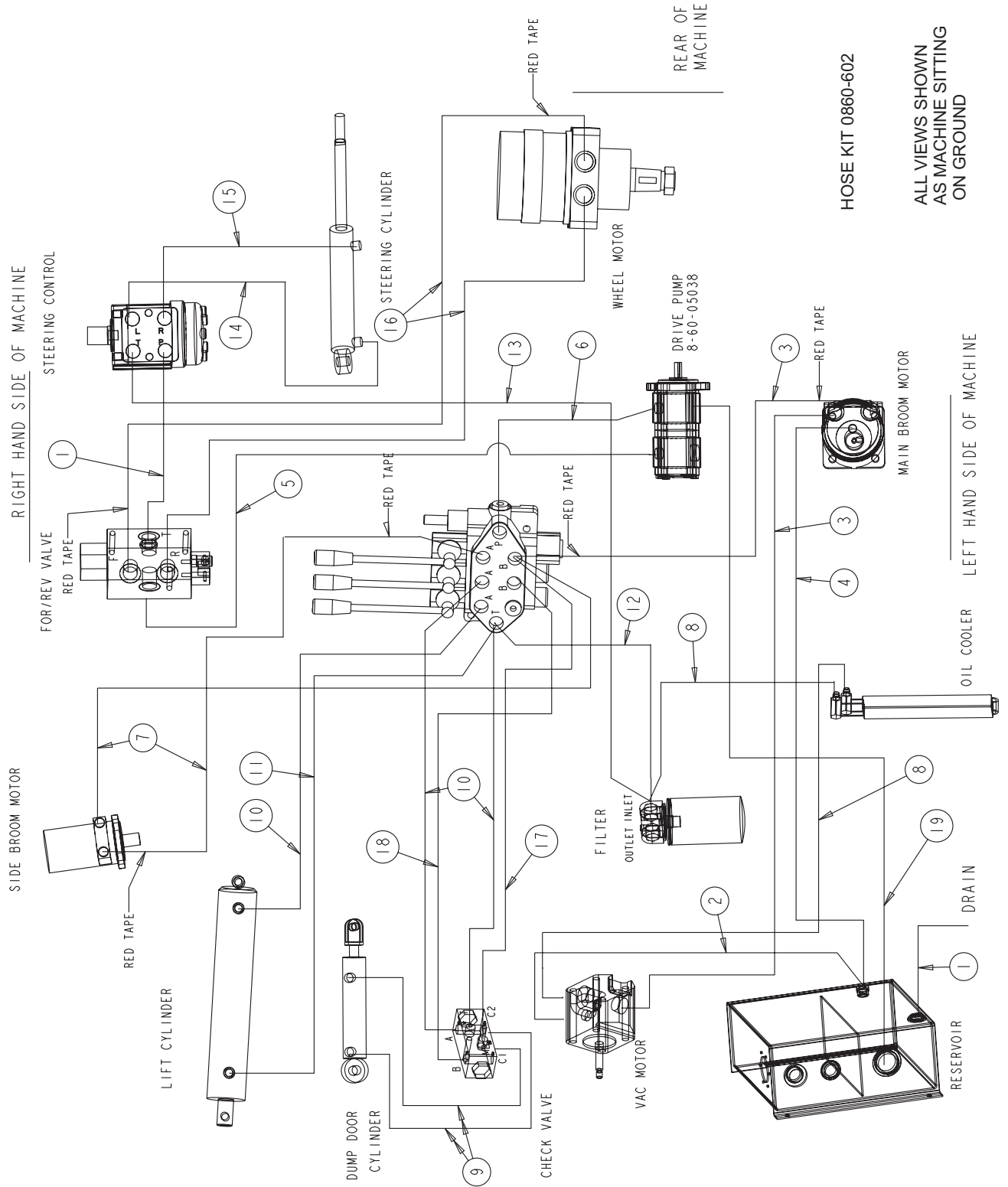
C-0790

HYDRAULIC HOSE DIAGRAM (2 CYL. GAS) - PARTS LIST

<u>KEY NO.</u>	<u>PART NUMBER</u>	<u>DESCRIPTION</u>	<u>QTY.</u>
1	8-33-02193	#8 x 18.0" 0-0 ORS	2
2	8-33-02329	#4 x 30.0" 0-90 ORS	1
3	8-33-02325	#8 x 65.0" 0-0 ORS	2
4	7-33-02193	#4 x 49.0" 0-90 ORS	1
5	8-33-02191	#8 x 56.50" 0-0 ORS	1
6	7-33-02206	#8 x 14.25" 0-90 ORS	1
7	8-33-02213	#8 x 88.0" 0-0 ORS	2
8	7-33-02201	#8 x 20.5" 0-0 ORS-JIC	2
9	8-33-02184	#4 x 50.5" 0-0 ORS	2
10	8-33-02199	#4 x 24.5" 0-90 ORS	3
11	7-33-02225	#4 x 38.0" 0-90 ORS	1
12	8-33-02205	#8 x 16.5" 0-90 ORS	1
13	7-33-02187	#8 x 42.0" 0-0 ORS	1
14	8-33-02179	#4 x 46.0" 0-0 ORS	1
15	8-33-02184	#4 x 50.5" 0-0 ORS	1
16	7-33-02192	#8 x 90.0" 0-90 ORS	2
17	8-33-02176	#4 x 21.0" 0-90 ORS	1
18	7-33-02189	#4 x 26.0" 0-90 ORS	1
19	8-33-02397	#12 x 19.25" 0-90 ORS	1

C0799/1-04

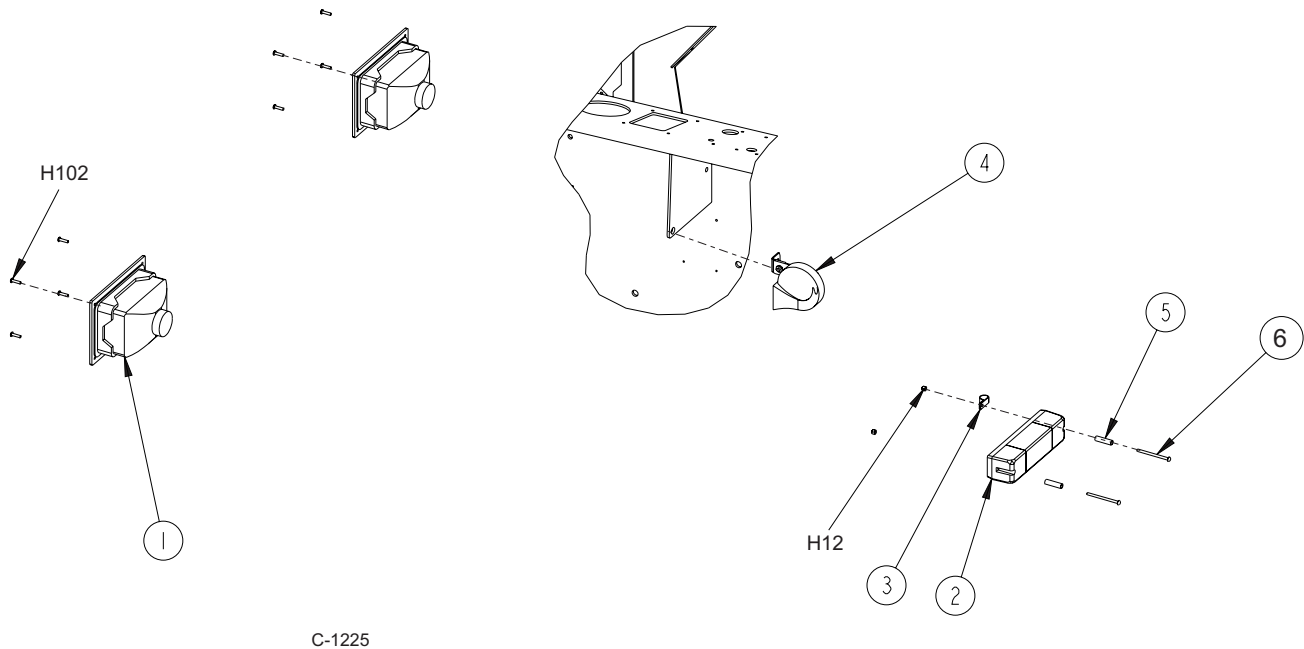
HYDRAULIC HOSE DIAGRAM (2 CYL. GAS) - EXPLODED VIEW



HOSE KIT 0860-602

ALL VIEWS SHOWN
AS MACHINE SITTING
ON GROUND

ELECTRICAL ASSEMBLY (LIGHTS & HORN)



C-1225

<u>KEY NO.</u>	<u>PART NUMBER</u>	<u>DESCRIPTION</u>	<u>QTY.</u>
1^	8-40-05051	Head Light	2
1*	8-40-05052	Head Light	2
2^	8-40-05044	Tail Light	1
2*	8-40-05053	Tail Light	1
3	2-00-04210	Clamp	1
4^	8-32-09013	Horn	1
4*	8-32-09008	Horn	1
5	8-75-01207	Spacer, Tail Light Mounting	2

HARDWARE USED:

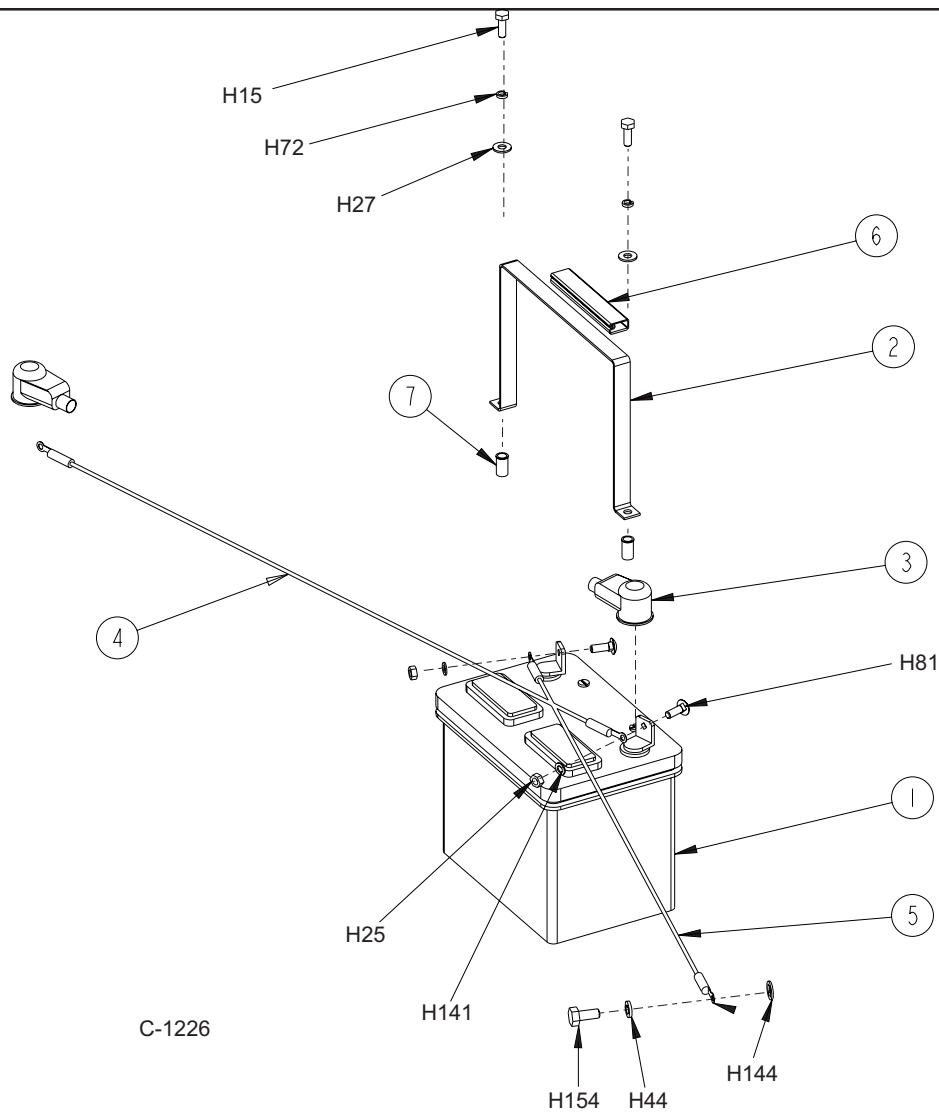
H12	2-00-01246	Nut, Hex Fiber Insert #10-24	2
H102	2-00-04795	Screw, #10-24 x .750 BHS	8
H175	2-00-01252	Screw, 10-24 x 2.750 RDH	2

^ Use on Gas/LP & Diesel Machines Only

* Use on Battery Machines Only

C-1225

BATTERY ELECTRICAL ASSEMBLY



<u>KEY NO.</u>	<u>PART NUMBER</u>	<u>DESCRIPTION</u>	<u>QTY.</u>
1	0775-117	Battery	1
2	8-79-00126	Strap, Battery	1
3	2-00-04952	Boot, Red	2
4	8-90-07436	Positive Cable	1
5	8-90-07435	Negative Cable	1
6	8-20-06039	Duct, Wire	1
7	2-00-05261	Threaded Insert, 1/4-20	2

HARDWARE USED:

H15	2-00-00221	Screw, 1/4-20 x .750 HHC	2
H25	2-00-00594	Nut, Hex 1/4-20 x .437 x .218	2
H27	2-00-03702	Washer, .625 x .281 x .063	2
H72	2-00-00518	Lock Washer, Helical Spring	2
H86	2-00-03575	Carriage Bolt, 1/4-20 x .750	1
H141	2-00-00501	Lock Washer, Int.	2

C-1226

BATTERY ELECTRICAL ASSEMBLY (3 CYL. KUBOTA GAS/DIESEL)-PARTS LIST

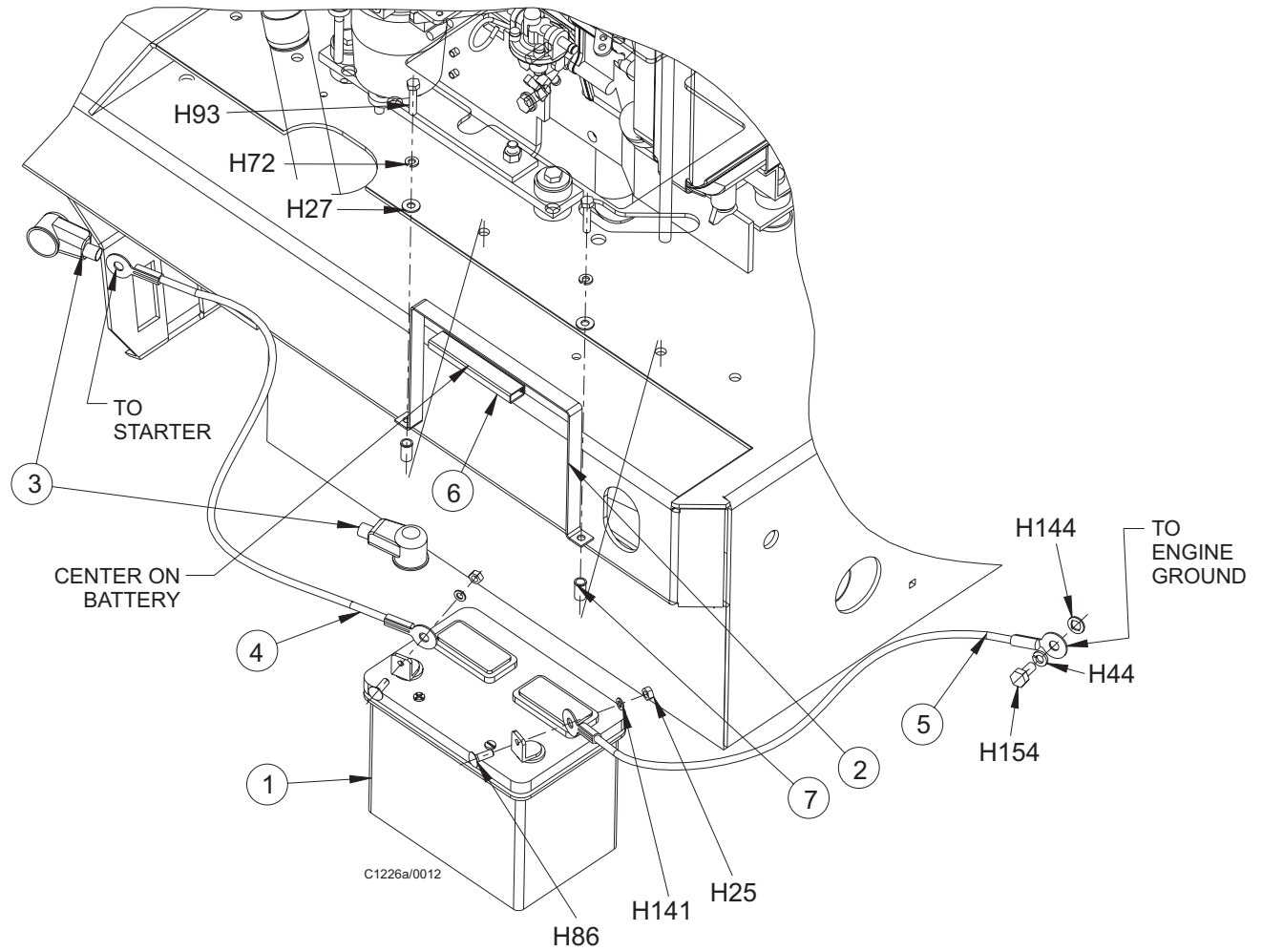
<u>KEY NO.</u>	<u>PART NUMBER</u>	<u>DESCRIPTION</u>	<u>QTY.</u>
1	0775-117	Battery	1
2	8-79-00126	Strap - Battery	1
3	2-00-04952	Boot - Red	2
4	8-90-07436	POS Cable	1
5	8-90-07435	NEG Cable	1
6	8-20-06039	Duct - Wire	1
7	2-00-05261	¼-20 Thd Insert	2

HARDWARE USED:

H25	2-00-00594	Nut, Hex ¼-20 x .437 x .218	2
H27	2-00-03702	Washer, .625 x .281 x .063	2
H44	2-00-00530	Lock Washer, 5/16 HS Med.	2
H72	2-00-00518	Lock Washer, Helical Spring	2
H86	2-00-03575	Carriage Bolt, ¼-20 x .750	2
H93	2-00-00222	Screw, ¼-20 x 1.250 HHM	2
H141	2-00-00501	Lock Washer, Int.	2
H144	2-00-02303	Lock Washer, Int.	1
H154	2-00-04363	Screw, M8-1.250 x .750	1

C1226a/0012

BATTERY ELECTRICAL ASSEMBLY (3 CYL. KUBOTA GAS/DIESEL)-EXPLODED VIEW

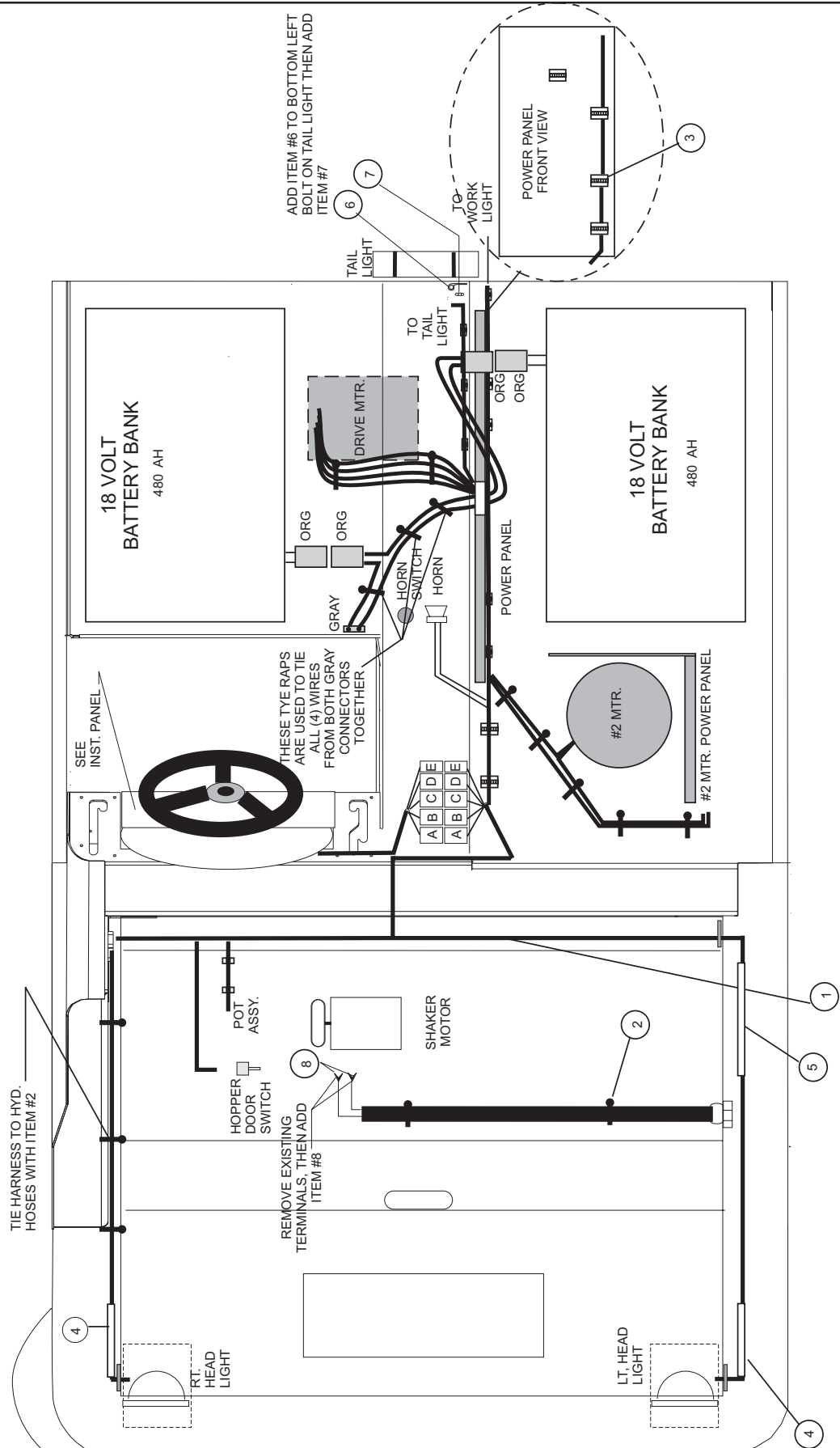


ELECTRICAL HARNESS ROUTING (BATTERY) - PARTS LIST

<u>KEY NO.</u>	<u>PART NUMBER</u>	<u>DESCRIPTION</u>	<u>QTY.</u>
1	0895-140	Harness, Machine	1
2	2-00-04345	Tye Rap	16
3	7-13-07096	Clamp	15
4	8-20-06039	Duct 4.0"	2
5	8-20-06036	Duct 12.0"	1
6	2-00-04210	Clamp	1
7	2-00-01246	Nut, 10-24 lock	1
8	2-00-04440	Terminal, .25	2

C0780R/5-04

ELECTRICAL HARNESS ROUTING (BATTERY) - EXPLODED VIEW



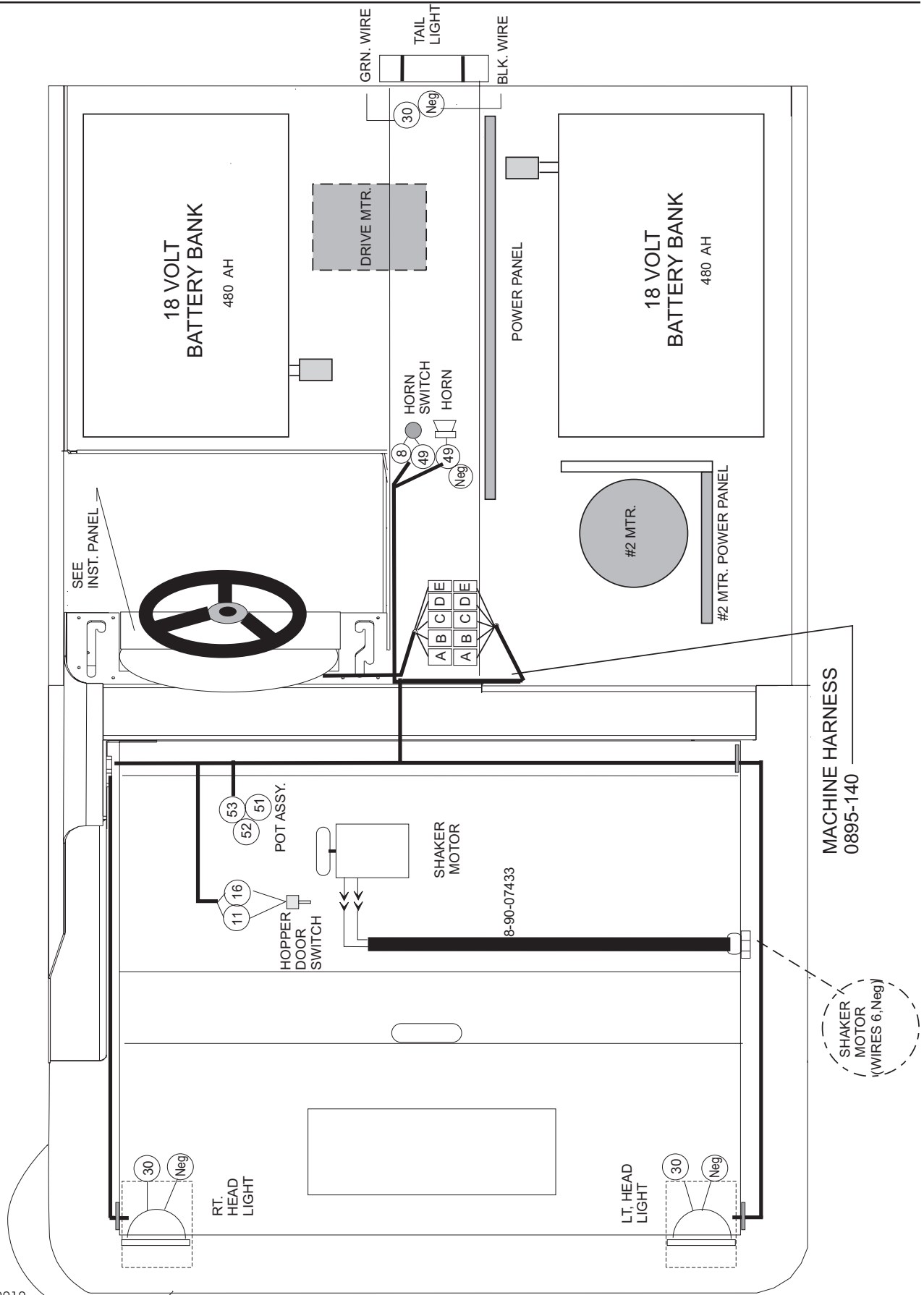
C-0780R

ELECTRICAL HARNESS ROUTING (2 & 3 CYLINDER) - PARTS LIST

<u>KEY NO.</u>	<u>PART NUMBER</u>	<u>DESCRIPTION</u>	<u>QTY.</u>
1	0895-141	Harness, Machine	1
2	2-00-04345	Tye Rap	10
3	7-13-07096	Clamp	6
4	8-20-06039	Duct 4.0"	2
5	8-20-06036	Duct 12.0"	1
6	2-00-04210	Clamp	1
7	2-00-01246	Nut, 10-24 lock	1
8	2-00-04952	Red Boot	1
9	2-00-04203	Black Boot	1
10	0895-143	Harness, Fuel Pump	1

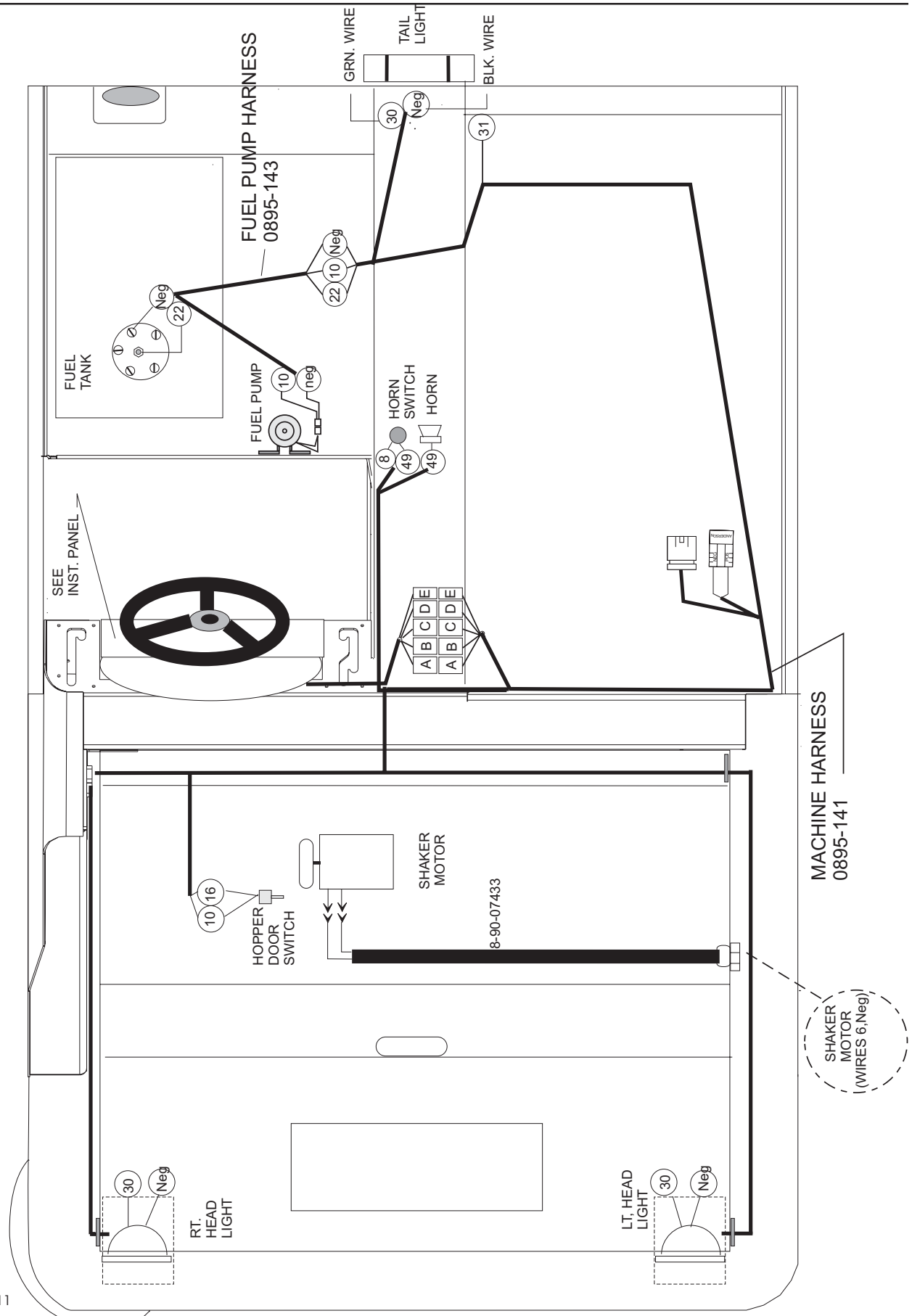
C0781R/5-04

MACHINE HARNESS CONNECTIONS (BATTERY)



C2212

MACHINE HARNESS CONNECTIONS (2 & 3 CYLINDER)



C2211

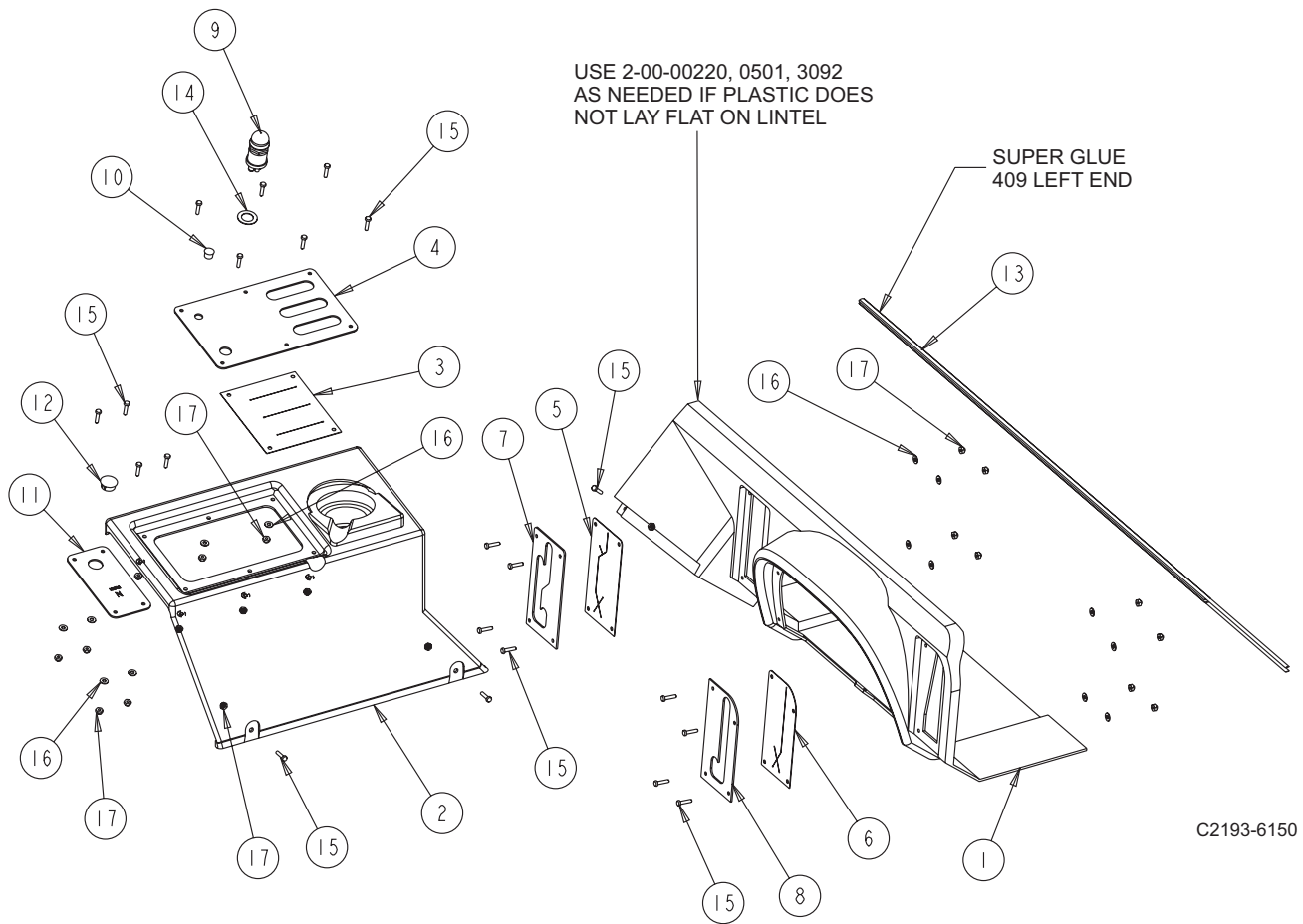
INSTRUMENT HOUSING - PARTS LIST

<u>KEY NO.</u>	<u>PART NUMBER</u>	<u>DESCRIPTION</u>	<u>QTY.</u>
1*	8-33-05118	Housing, Instrument	1
2*	8-33-05119	Housing, Center Wall	1
3	8-16-07356	Cover, Valve Slot	1
4*	8-52-00196	Panel, Control Valve	1
5	8-16-07355	Cover, Main Broom Slot	1
6	8-16-07354	Cover, Side Broom Slot	1
7*	8-52-00194	Panel, Main Broom	1
8*	8-52-00195	Panel, Side Broom	1
9	8-82-00024	Horn, Push Button	1
10	2-00-05283	Plug Button	1
11	8-52-00189	Panel, Throttle (Gas, LP, Diesel)	1
12	2-00-04513	Plug (Battery Only)	1
13	8-68-05081	Seal, Trim	1
14	2-00-02293	Lock Washer, Int. Tooth, .63 dia.	1
15	2-00-05337	Screw, #8-32 x .75 BHS SS	21
16	2-00-00460	Flat Washer, .437 x .192 x .031	18
17	2-00-01372	Nut, #8-32 Fiber Insert Lock	21

*Part of 0860-630

C2193-6150/11-04

INSTRUMENT HOUSING - EXPLODED VIEW



INSTRUMENT PANEL - PARTS LIST

<u>KEY NO.</u>	<u>PART NUMBER</u>	<u>DESCRIPTION</u>	<u>QTY.</u>
1	8-52-00203	Panel, Instrument	1
2	8-64-00008	Circuit Breaker (15 amp)	5
3	7-64-00025	Circuit Breaker (25 amp)	1
4	7-82-00026	Switch, Anti-Restart Key (Ignition Key: 2-60-02272)	1
5	8-48-05023	Gauge, Hour Meter	1
6	8-41-03014	Lens, Warning Light	1
7	8-75-01223	Spacer, Panel	4
8	8-58-05292	Plate, Warning Light	1
9	2-00-05324	Insert, #8-32 Threaded	9
10	2-00-05337	Screw, #8-32 x .75 BHSC	9
11	8-08-00948	Bracket, Timer	1
12	2-00-01372	Nut, #8-32 Fiber Insert Lock	4
13	2-00-01246	Nut, #10-24 Elastic Stop	3
14	0895-142	Harness, Instrument Panel (not shown)	1
15	2-00-04757	Plug Button, .375 dia.	1
16	2-00-05283	Plug Button	1

C1438ecp/3-05

SWITCH POSITIONS						
	1	2	3	4	5	6
	HEAD LIGHTS	WORK LIGHT	GLOW PLUG	FILTER SHAKER	DUST CONTROL	THROTTLE
GAS	8-82-00072	2-00-05375	2-00-05375	8-82-00073	8-82-00072	2-00-05375
LP	8-82-00072	2-00-05375	2-00-05375	8-82-00073	8-82-00072	2-00-05375
DIESEL	8-82-00072	2-00-05375	8-82-00073	8-82-00073	8-82-00072	2-00-05375
BATT.	8-82-00072	2-00-05375	2-00-05375	8-83-00073	8-82-00072	2-00-05375

0880-646 REAR WORK LIGHT-GAS, LP, DIESEL- (POSITION 2): 8-82-00072

0880-678 REAR WORK LIGHT-BATTERY-(POSITION 2): 8-82-00072

	LIGHT POSITIONS		GAUGE	TIMER	RELAY (2 PER)
	1 - 3	4 - 6			
GAS	8-40-05057	8-40-05056	8-48-05032	8-64-05011	8-64-05009
LP	8-40-05057	8-40-05056	7-11-04035	8-64-05011	8-64-05009
DIESEL	8-40-05057	8-40-05056	8-48-05032	8-64-05011	8-64-05009
BATT.	NA	7-40-05038	7-48-05024	8-64-00020	8-64-00019

POWER PANEL (BATTERY) - PARTS LIST

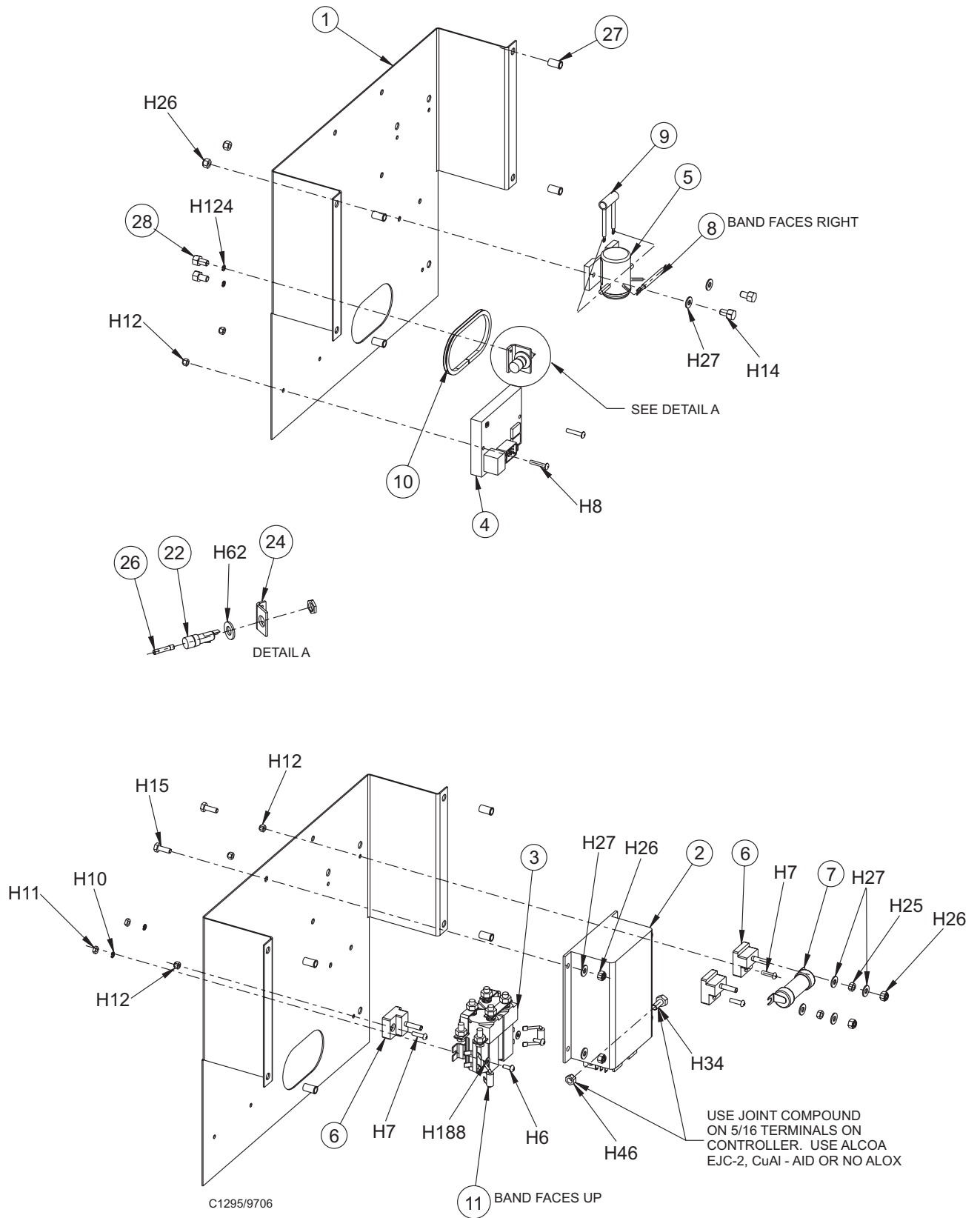
<u>KEY NO.</u>	<u>PART NUMBER</u>	<u>DESCRIPTION</u>	<u>QTY.</u>
1	8-52-00192	Power Panel	1
2	0775-163	Controller Assembly - Motor	1
3	8-74-00014	Solenoid - Power Panel	1
4	7-64-00029	Relay - Solid State Module	1
5	2-00-04825	Solenoid	1
6	8-06-05004	Fuse Holder	3
7	8-28-05019	Fuse - 70 Amp	1
8	0775-159	Diode Assembly	1
9	0875-132	Resistor Assembly	1
10	8-21-04055	Edging - Power Panel	1
11	0775-161	Diode Assembly	2
12	8-90-07453	Wire - Fuse #1 - Fuse #2	1
13	8-90-07448	Wire - 70A Fuse - Sol 1A	1
14	8-90-07450	Wire Sol 1A - Controller B+	1
15	8-90-07449	Wire Controller B - ISO Post	1
16	8-90-07452	Wire - Controller M-Sol 5+6	1
17	2-00-04345	Tye - Rap	6
18	8-90-07445	Wire - Drive Motor S1	1
19	8-90-07446	Wire - Drive Motor S2	1
20	8-90-07454	Wire - Drive Motor A2	1
21	8-90-07444	Wire - Drive Motor A1	1
22	7-32-03018	Fuse Holder	1
23	0875-129	Assembly - Power Panel Connector	1
24	8-08-00539	Bracket	1
25	8-90-07451	Wire - Controller A2-Sol 5+6	1
26	7-28-05013	Fuse - 2 Amp SB	1
27	2-00-05261	1/4-20 Threaded Insert	2
28	2-00-02848	Screw, #10-32 x .500 RHM	2

HARDWARE USED:

H6	2-00-00049	Screw, #10-24 x .500 RHM	3
H7	2-00-00056	Screw, #10-24 x .750 RHM	2
H8	2-00-00039	Screw, #10-24 x .675 FHM	2
H10	2-00-00519	Lock Washer, #10 Helical Spring Med.	2
H11	2-00-00605	Nut, Hex MS #10-24 x .375 x .125	2
H12	2-00-01246	Nut, Hex Fiber Insert #10-24	5
H14	2-00-00219	Screw, 1/4-20 x .500 HHC	2
H15	2-00-00221	Screw, 1/4-20 x .750 HHC	4
H25	2-00-00594	Nut, hex 1/4-20 x .437 x .218	2
H26	2-00-00641	Nut, 1/4-20 Insert Fiber	8
H27	2-00-03702	Washer, .625 x .281 x .063	10
H34	2-00-00208	Screw, 5/16-18 x .750 HHC	4
H46	2-00-00644	Nut, 5/16-18 Insert Fiber	4
H62	2-00-00405	Flat Washer, 1.063 x .531 x .094	1
H124	2-00-02296	Lock Washer, #10 Ext. Shakeproof	2
H188	2-00-01987	Flat Washer, .438 x .200 x .036 sst	2

C1295/9706

POWER PANEL (BATTERY) - EXPLODED VIEW



DECALS - PARTS LIST

<u>KEY NO.</u>	<u>PART NUMBER</u>	<u>DESCRIPTION</u>	<u>QTY.</u>
1<*	REF	Hydraulic Fluid Only	1
2<*	REF	Battery Charging Warning	1
3	8-18-00490	Bi-Directional Pedal - Horizontal	1
4<*~	8-18-00487	Blank Square - Option Covers	1
5<*	REF	Cover/Hopper Could Close	3
6<*	REF	Diesel Fuel Only (Diseonly)	1
6<*	REF	Gasoline Only (Gas only)	1
7<*	REF	Do Not Use with Flammables	1
8<*	REF	Electrical Hazard (Battery only)	1
9<*	REF	Exhaust Warning (Gas, LP, Diesel)	1
10<*	REF	Fire Hazard (Gas, Diesel)	1
11<*	REF	Moving Belts - Stay Clear (Gas, LP, Diesel)	1
12<*	REF	Moving Fan Blade - Stay Clear (Gas, LP, Diesel)	1
13<*	REF	Patent /Patents Pending	1
14<*	REF	Pinch Point - Stay Clear	7
15<*	REF	Read Operator's Manual	1
16<*	REF	Split Rim Pneumatic Tires	3
17<*	REF	Surface Hot - Stay Clear (Gas, LP, Diesel)	1
18<*	REF	Turn Off/Lock Wheel	1
19	8-18-00536	6150	1
20	8-18-00549	A-L Technology (small) - Export Only	1
21	8-18-00525	American-Lincoln Logo (medium)	1
	8-18-00528	Alto (large) - Export Only	1
22	8-18-00524	American-Lincoln Logo (small)	2
	8-18-00548	A-L Technology (large) - Export Only	1
23	REF	Serial Plate	1
24	7-50-05136	Non-Skid	3
25	8-50-05055	Non-Skid	1
26	2-00-04115	Rivets	2

~Can be ordered separately but is also included in 0760-855

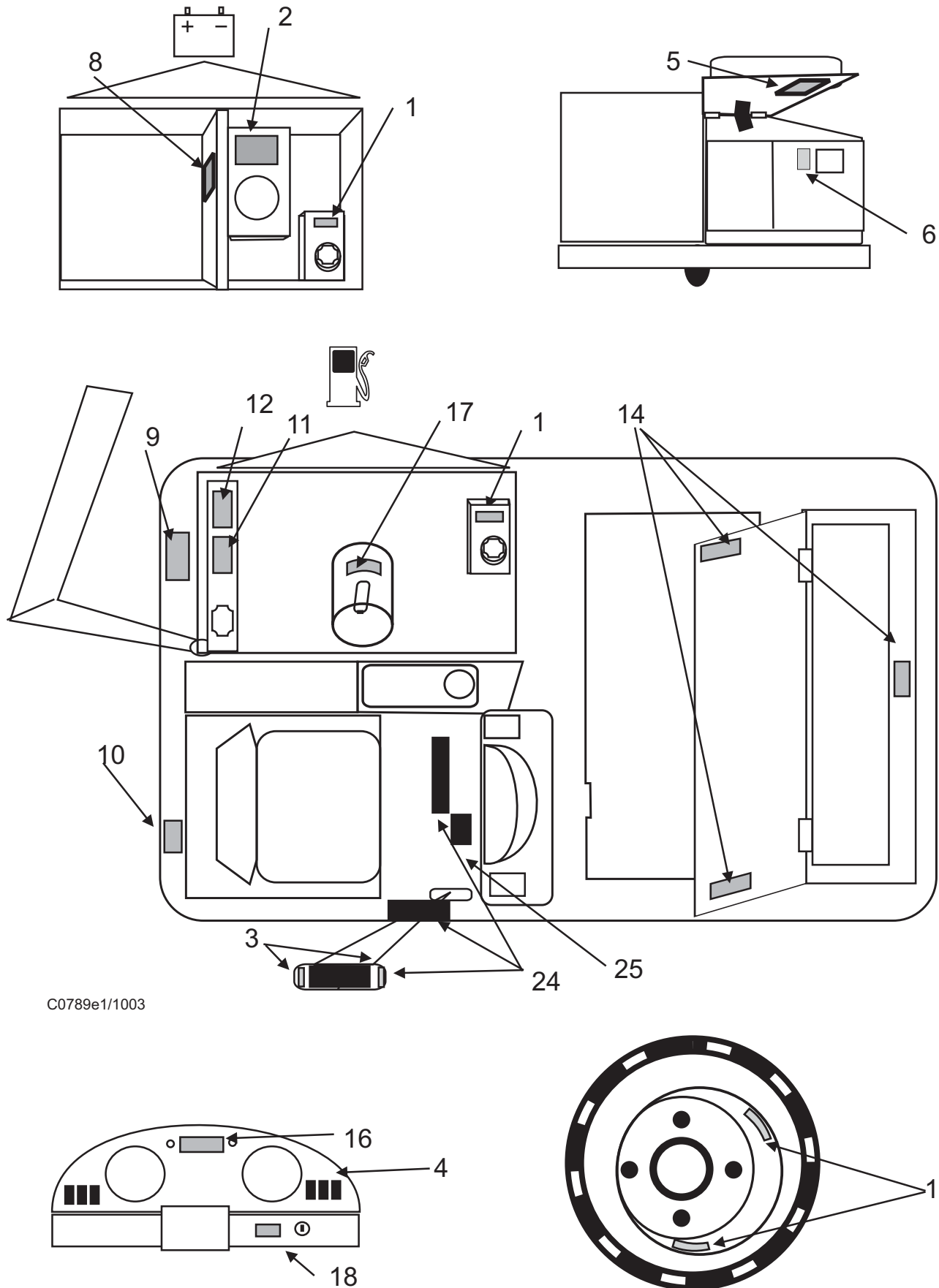
<No-Text Warning Decals and English Text Decals contained in Kit 0760-855

*ALL WARNING/SAFETY DECALS WITH TEXT SOLD IN A KIT BY LANGUAGE:

DANISH	0760-850	ITALIAN	0760-851
DUTCH	0760-849	FRENCH	0760-847
NORWEGIAN	0760-852	SPANISH	0760-846
SWEDISH	0760-853	PORTUGUESE	0760-854
GERMAN	0760-848	ENGLISH	

C0789e1/6-04

DECALS - EXPLODED VIEW



C0789e1/1003

DECALS (con't) - PARTS LIST

<u>KEY NO.</u>	<u>PART NUMBER</u>	<u>DESCRIPTION</u>	<u>QTY.</u>
1<*	REF	Hydraulic Fluid Only	1
2<*	REF	Battery Charging Warning	1
3	8-18-00490	Bi-Directional Pedal - Horizontal	1
4<*~	8-18-00487	Blank Square - Option Covers	1
5<*	REF	Cover/Hopper Could Close	3
6<*	REF	Diesel Fuel Only (Diseonly)	1
6<*	REF	Gasoline Only (Gas only)	1
7<*	REF	Do Not Use with Flammables	1
8<*	REF	Electrical Hazard (Battery only)	1
9<*	REF	Exhaust Warning (Gas, LP, Diesel)	1
10<*	REF	Fire Hazard (Gas, Diesel)	1
11<*	REF	Moving Belts - Stay Clear (Gas, LP, Diesel)	1
12<*	REF	Moving Fan Blade - Stay Clear (Gas, LP, Diesel)	1
13<*	REF	Patent /Patents Pending	1
14<*	REF	Pinch Point - Stay Clear	7
15<*	REF	Read Operator's Manual	1
16<*	REF	Split Rim Pneumatic Tires	3
17<*	REF	Surface Hot - Stay Clear (Gas, LP, Diesel)	1
18<*	REF	Turn Off/Lock Wheel	1
19	8-18-00536	6150	1
20	8-18-00549	A-L Technology (small) - Export Only	1
21	8-18-00525	American-Lincoln Logo (medium)	1
	8-18-00528	Alto (large) - Export Only	1
22	8-18-00524	American-Lincoln Logo (small)	2
	8-18-00548	A-L Technology (large) - Export Only	1
23	REF	Serial Plate	1
24	7-50-05136	Non-Skid	3
25	8-50-05055	Non-Skid	1
26	2-00-04115	Rivets	2

~Can be ordered separately but is also included in 0760-855

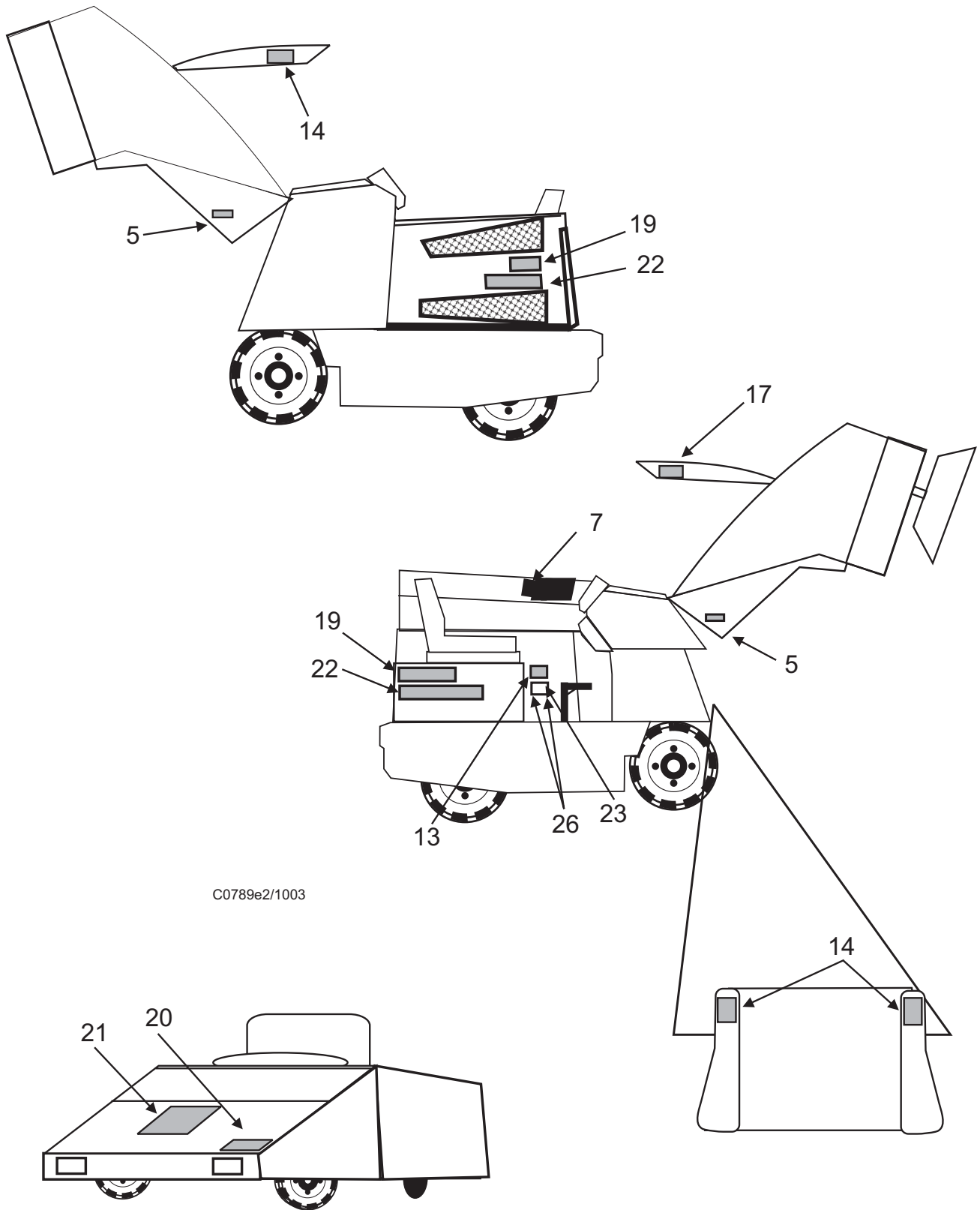
<No-Text Warning Decals and English Text Warning Decals contained in Kit 0760-855

*ALL WARNING/SAFETY DECALS WITH TEXT SOLD IN A KIT BY LANGUAGE:

DANISH	0760-850	ITALIAN	0760-851
DUTCH	0760-849	FRENCH	0760-847
NORWEGIAN	0760-852	SPANISH	0760-846
SWEDISH	0760-853	PORTUGUESE	0760-854
GERMAN	0760-848	ENGLISH	

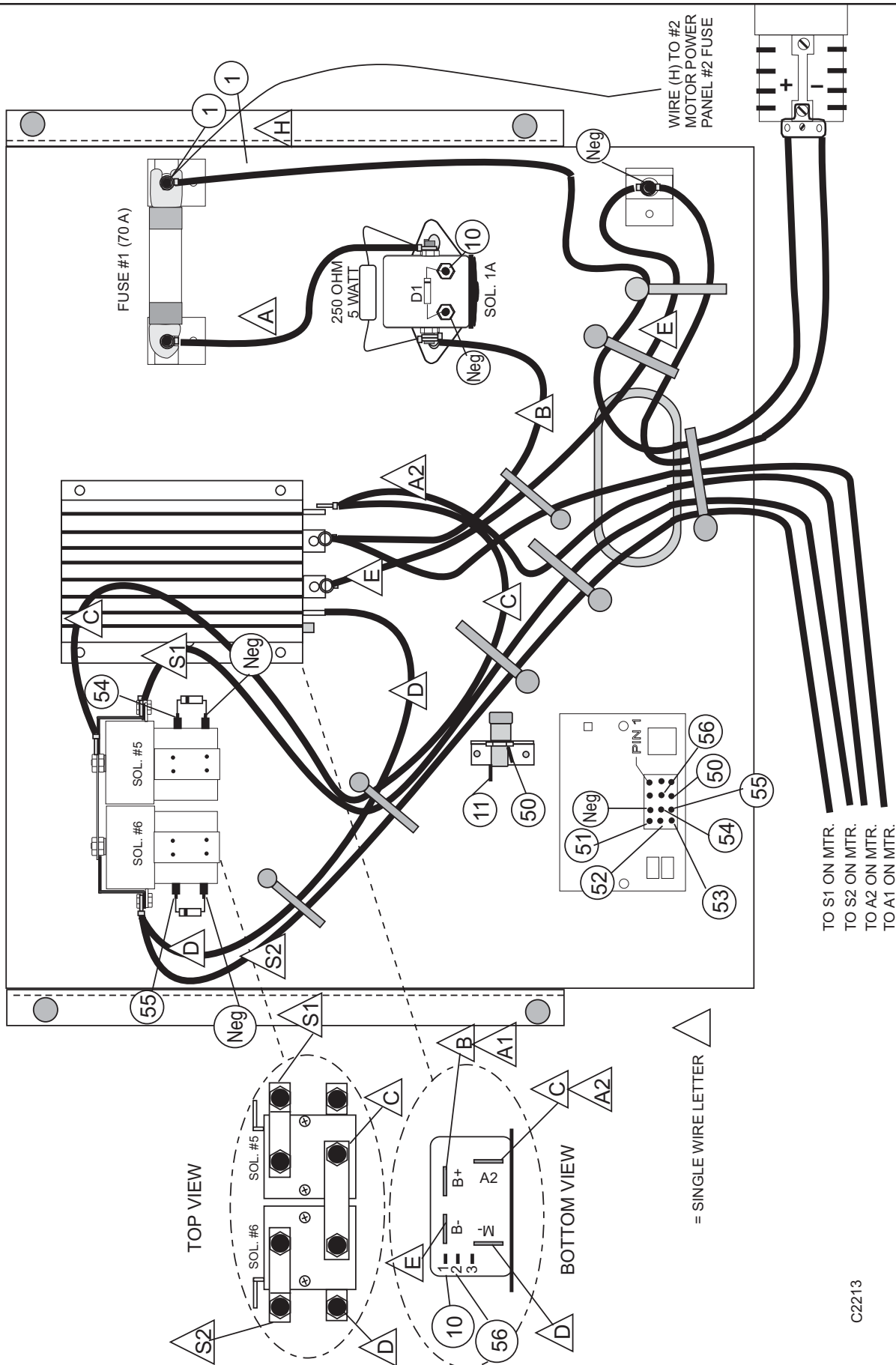
C0789e2/6-04

DECALS (con't) - EXPLODED VIEW



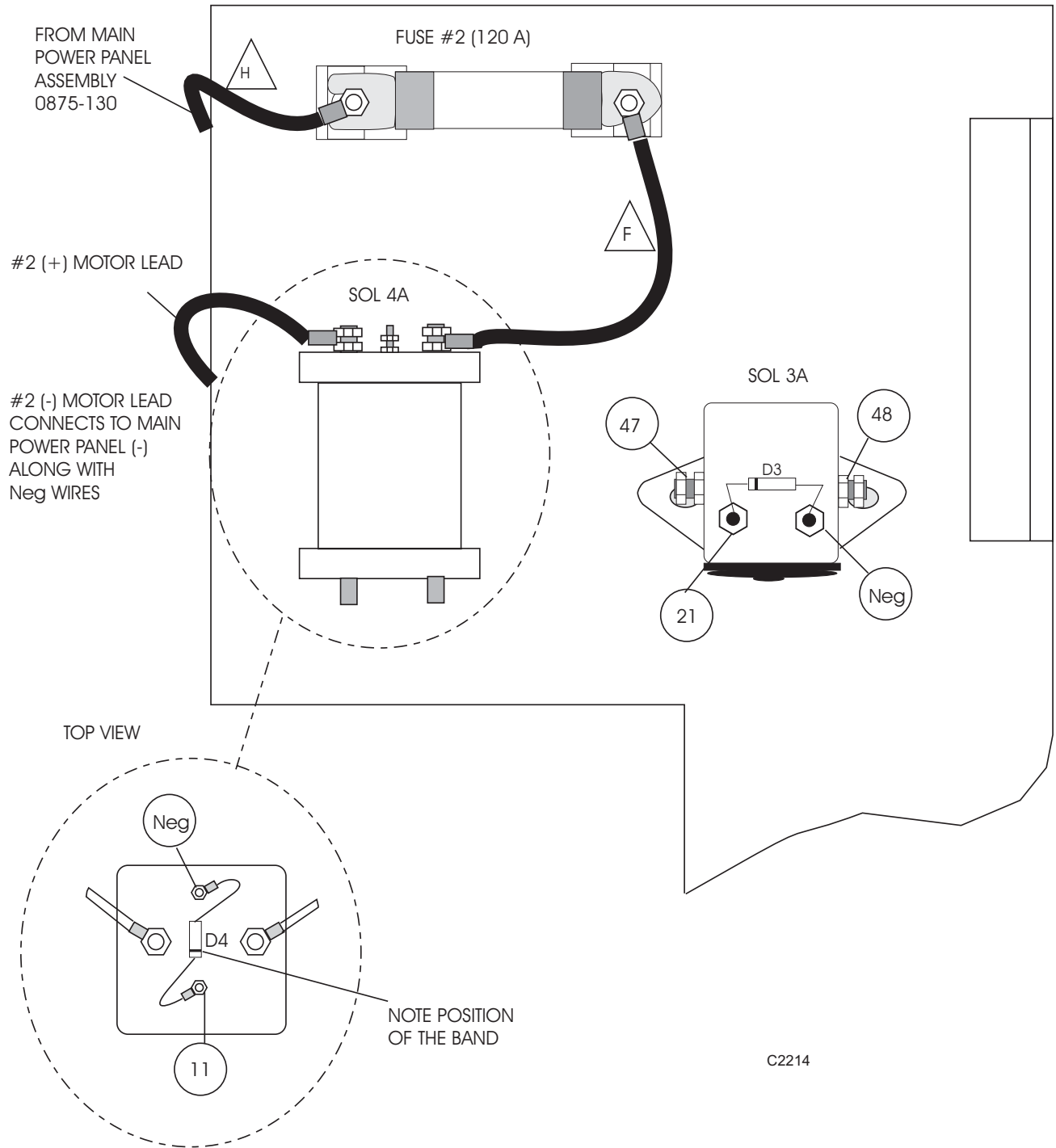
C0789e2/1003

POWER PANEL CONNECTION DIAGRAM - BATTERY



C2213

#2 MOTOR POWER PANEL CONNECTION DIAGRAM - BATTERY



2-CYLINDER LP (CE MODELS ONLY) - PARTS LIST

<u>KEY NO.</u>	<u>PART NUMBER</u>	<u>DESCRIPTION</u>	<u>QTY.</u>
1	7-08-01285	Bracket, LP Regulator	1
2	2-00-06093	Fitting, 1/4 NPT 3-way Bulkhead	Ref
3	2-00-06094	Fitting, 1/4 NPT LP Relief Vent	Ref
4	8-56-05023	Fitting, 1/4 NPT 45° Flare Elbow	Ref
5	2-60-02316	LP Regulator, Beam 60 (N19-7100)	Ref
6	2-00-06097	Fitting, 1/8 NPT M x 1/8 NPT F 90°	Ref
7	2-00-06098	Fitting, 1/8 NPT MXF XF Tee	Ref
8	7-82-00060	Switch, Vacuum	Ref
9	2-00-06101	Fitting, Fuel Outlet	Ref
10	2-00-03794	Street Elbow, 1/8 x 1/8	1
11	2-60-02315	Lock-Off, LP Inline (N3-0342)	Ref
12	2-00-03815	Fitting, 3/8 Tube x 1/4 NPT 90° SS Elbow	2
13	7-87-02247	Tube, LP High Pressure	1
14	2-00-00221	Bolt, 1/4 x 3/4 long Fin. Hex Head	2
15	2-00-00641	Nut, 1/4-20 Fiber Insert	2
16	2-00-03702	Washer, .625 x .281 x .063	2
17	2-00-00219	Bolt, 1/4-20 Fin. Hex Head	2
18	2-00-05464	Elbow Fitting, 1/4 NPT x 3/8 Barb	2
19	2-00-01135	Bushing, 1/4 NPT F x 3/8 NPT M	1
20	2-00-06096	Fitting, 1/8 NPT Hex Nipple	Ref
21	2-00-05983	Fitting, 1/8 NPT x 5/16 Hose Barb	Ref
22	7-33-02658	Hose, 5/8 ID x 30" long Heater	2
23	7-33-02659	Hose, 12mm ID x 16.5" long LP	1
24	7-33-02660	Hose, LP Vapor (24" long)	1
25	7-33-02654	Hose, LP High Pressure (19.25" long)	Ref
26	2-00-05363	Clamp. Hose	4
27	2-00-03407	Clamp, Witteck #10P Hose	4
28	2-00-05281	Plug, Fuel Gauge	1

C1335/7-04

NOTES

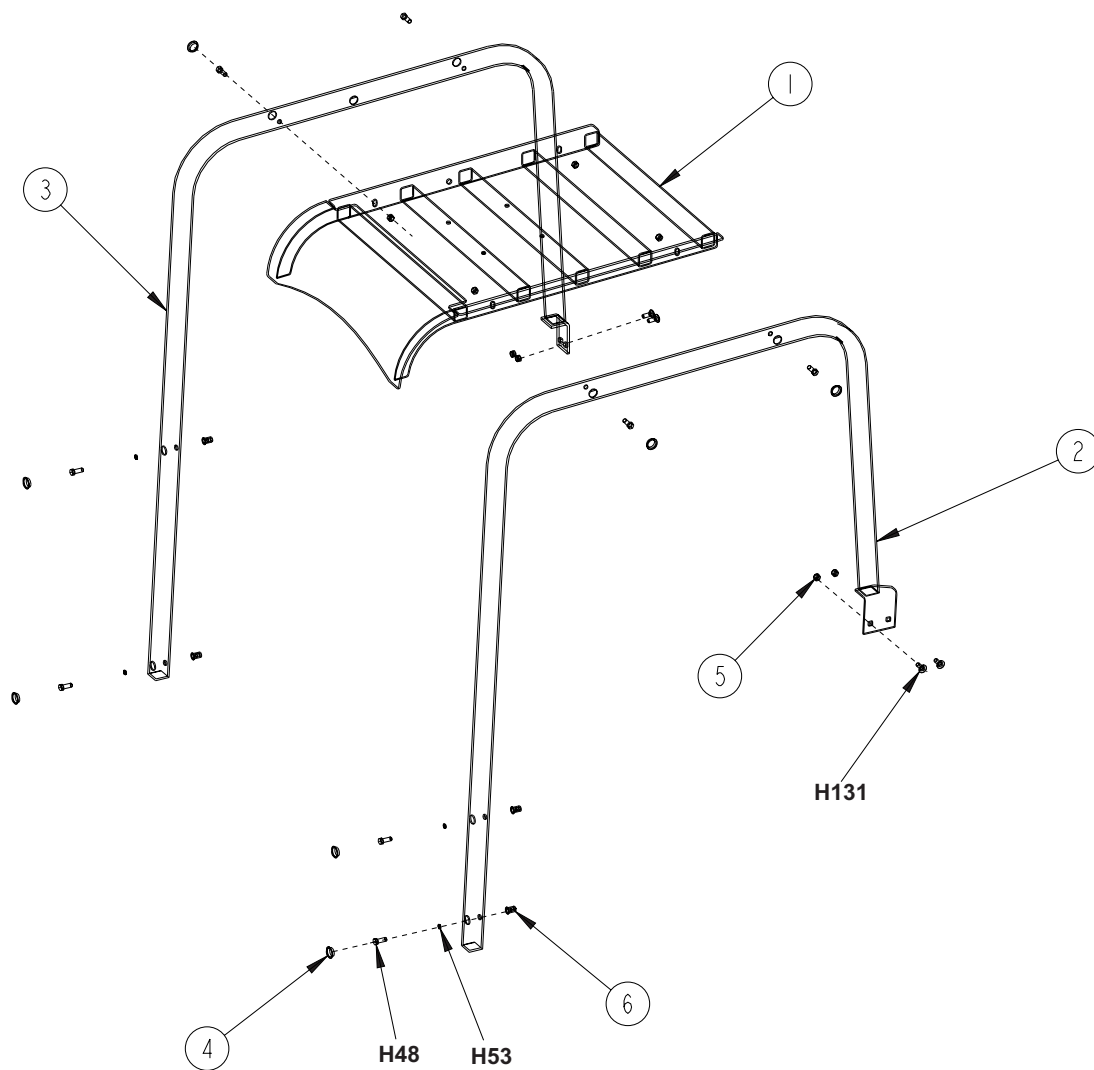
REMOVE THIS PAGE AND INSERT 11 x 17 DRAWINGS IN THIS ORDER:

INSTRUMENT PANEL CONNECTION DIAGRAM2-123
ELECTRICAL SCHEMATIC (BATTERY)2-124
ELECTRICAL SCHEMATIC (GAS, LP, DIESEL)2-125
3-CYLINDER KUBOTA ENGINE CONNECTION SCHEMATIC2-126
2-CYLINDER KAWASAKI ENGINE CONNECTION SCHEMATIC2-127

OPTIONS FOR 6150 MACHINE

OVERHEAD GUARD OPTION (GAS/LP/DIESEL)	3-2
SEAT-SUSPENSION OPTION	3-3
BACK-UP ALARM OPTION	3-4
REAR WORK LIGHT OPTION (BATTERY)	3-6
REAR WORK LIGHT OPTION (GAS & DIESEL)	3-7
BRAKE LIGHT OPTION	3-8
TURN SIGNAL OPTION (GAS & DIESEL)	3-10
HOPPER TEMPERATURE OPTION (BATTERY)	3-12
HOPPER TEMPERATURE OPTION (GAS/DIESEL/LP)	3-14
LEFT HAND SIDE BROOM OPTION	3-16
CLOGGED FILTER OPTION (BATTERY)	3-20
CLOGGED FILTER OPTION (GAS/DIESEL/LP)	3-21
VAC WAND OPTION (GAS/DIESEL/LP)	3-22
OVERHEAD GUARD OPTION (BATTERY)	3-24
AMBER STROBE LIGHT w/o OVERHEAD GUARD	3-25
AMBER STROBE LIGHT w/ OVERHEAD GUARD	3-26
BATTERY OPTION	3-27
LP OPTION TANK ASSEMBLY	3-28
LP OPTION	3-30
SEAT BELT OPTION	3-32
SPARE PARTS KITS	3-33

OVERHEAD GUARD OPTION (GAS/LP/DIESEL)



C-1269

OPTION NO. 0880-642

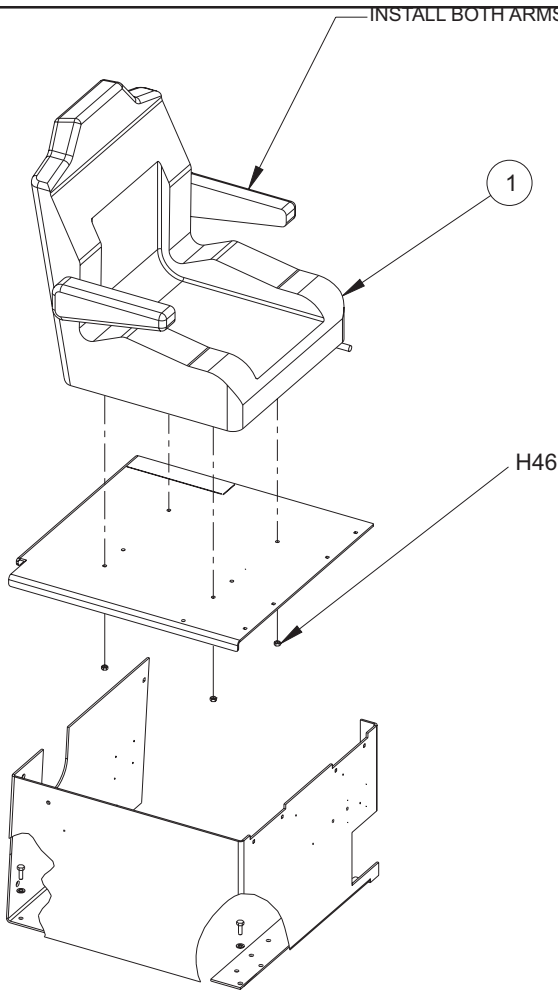
<u>KEY NO.</u>	<u>PART NUMBER</u>	<u>DESCRIPTION</u>	<u>QTY.</u>
1	8-30-05174	Overhead Guard, Top Weld	1
2	8-30-05177	Overhead Guard, Leg Weld R.H.	1
3	8-30-05176	Overhead Guard, Leg Weld L.H.	1
4	2-00-05134	Plug Button	8
5	2-95-04182	Nut, Fiber	8
6	2-00-05347	THD Insert - 3/8	4

HARDWARE USED:

H48	2-00-00233	Screw, 3/8-16 x 1.000 HHC	8
H53	2-00-02310	Lock Washer, Helical Spring 3/8 Med.	4
H131	2-00-03855	Carriage Bolt, 3/8-16 x 1.000	4

C1269

SEAT-SUSPENSION OPTION



NOTE: DO NOT USE SEAT MOUNTED SEATBELT ON THIS MACHINE

OPTION NO. 0880-733

<u>KEY NO.</u>	<u>PART NUMBER</u>	<u>DESCRIPTION</u>	<u>QTY.</u>
1	8-69-00019	Seat, Suspension	1
<u>HARDWARE USED:</u>			
H46	2-00-00644	Nut, 5/16 - 18, Insert Fiber	4

C0812/9809

BACK-UP ALARM OPTION - PARTS LIST

OPTION NO. 0880-650

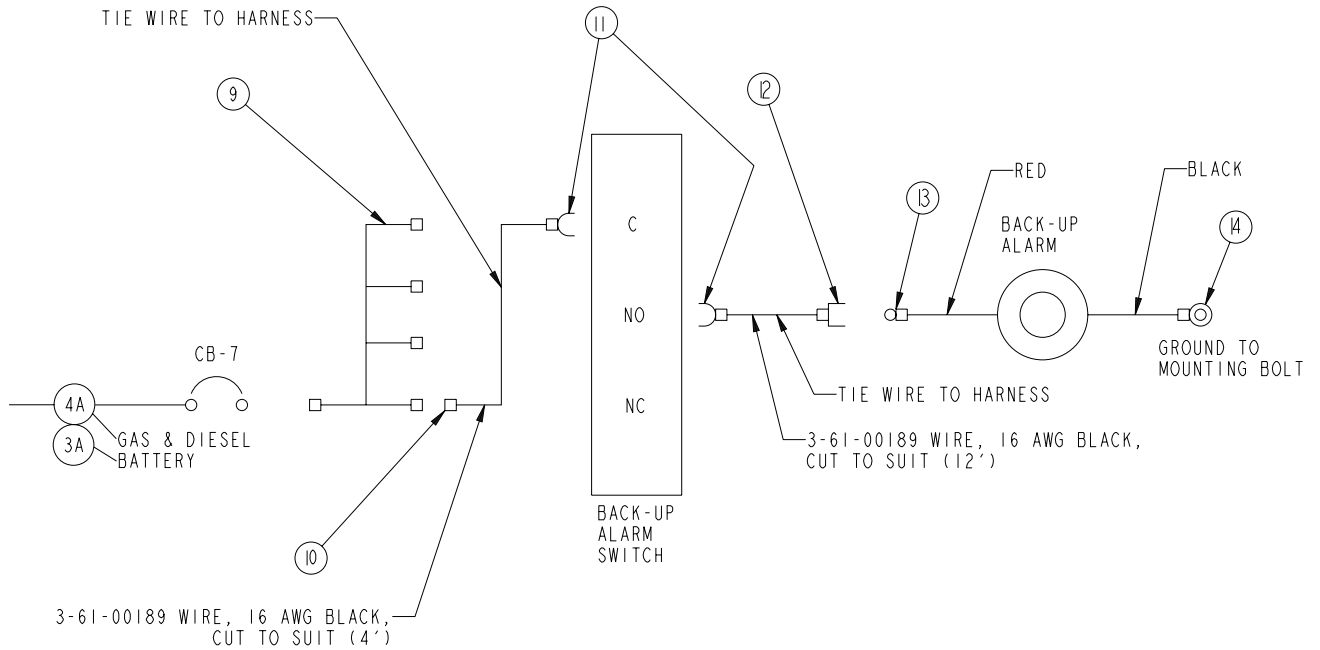
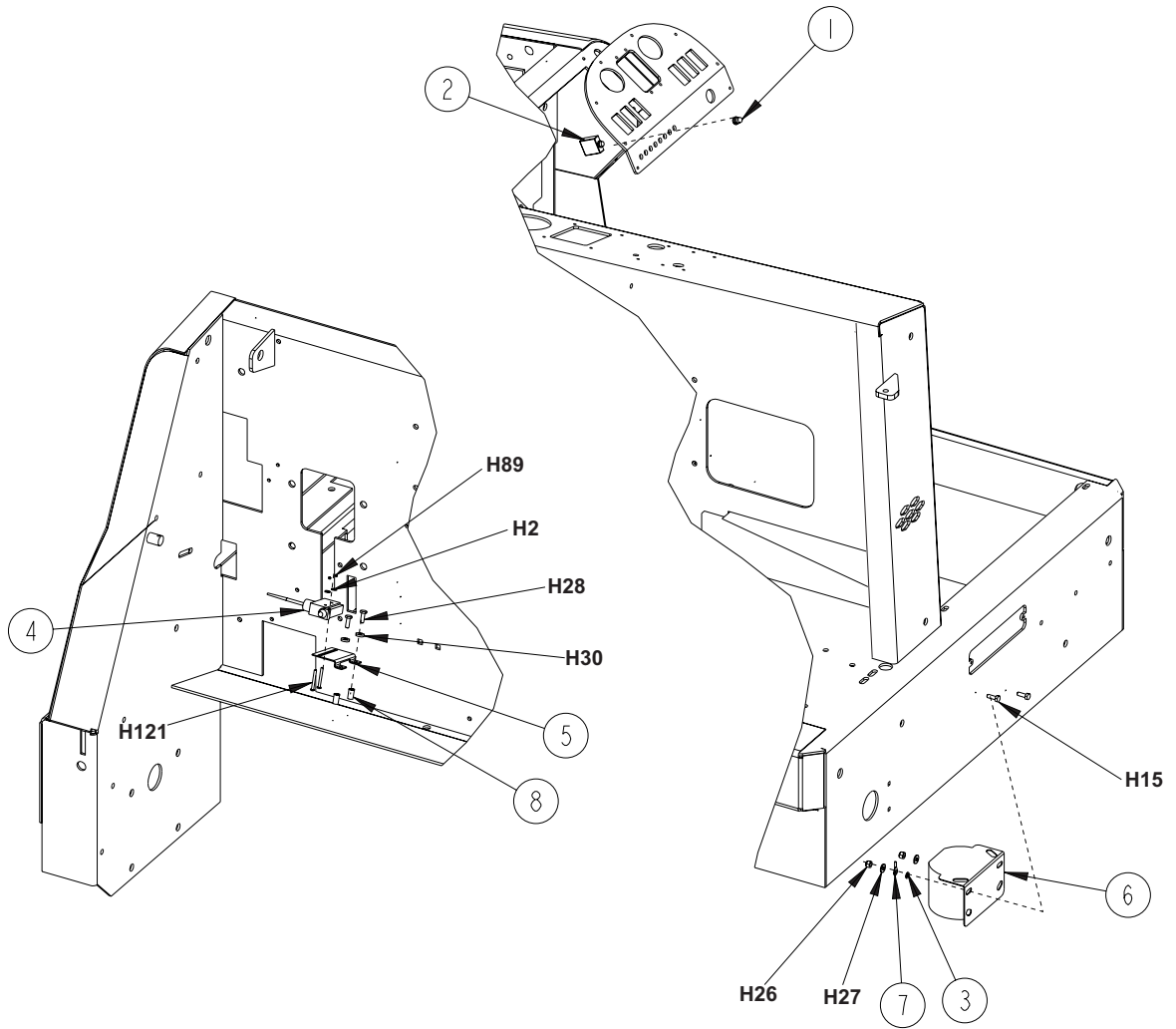
<u>KEY NO.</u>	<u>PART NUMBER</u>	<u>DESCRIPTION</u>	<u>QTY.</u>
1	8-11-00044	Cap - (Boot) - Instrument Panel	1
2	8-64-00008	Circuit Breaker (10 Amp)	1
3	2-00-00501	Washer, Internal Lock	1
4	8-82-00058	Switch	1
5	8-08-00845	Bracket - Switch	1
6	8-32-09009	Alarm - Back Up	1
7	2-00-00828	Ring Terminal	Ref.
8	2-00-05261	1/4-20 Insert	2
9	8-90-07434	Wing Wire	1
10	8-11-00015	Terminal	1
11	2-00-04742	Terminal	2
12	2-00-04626	Terminal	1
13	2-00-04578	Terminal Male Bullet	1
14	2-00-00828	Ring Terminal	1

HARDWARE USED:

H2	2-00-00455	Flat Washer, .375 x .156 x .047	2
H15	2-00-00221	Screw, 1/4-20 x .750 HHC	2
H26	2-00-00641	Nut, 1/4-20, Insert Fiber	2
H27	2-00-03702	Washer, .625 x .281 x .063	2
H28	2-00-04685	Screw, 1/4-20 x .750 HHC	2
H30	2-00-04687	Lock Washer, Helical Spring, 1/4 Med.	2
H89	2-00-01372	Nut, Fiber Insert #8-32 Steel	2
H121	2-00-00090	Screw, #8-32 x 1.500 RHM	2

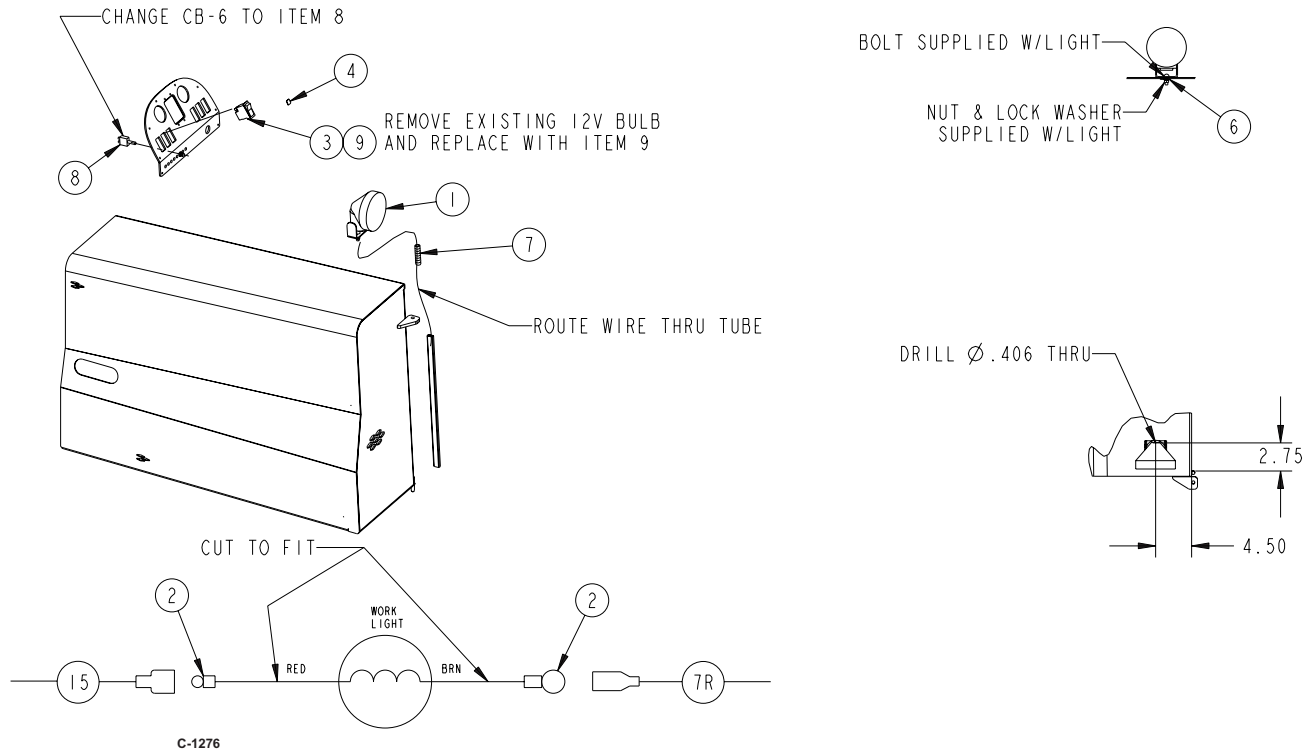
C-1264

BACK-UP ALARM OPTION - EXPLODED VIEW



C-1264

REAR WORK LIGHT OPTION (BATTERY)

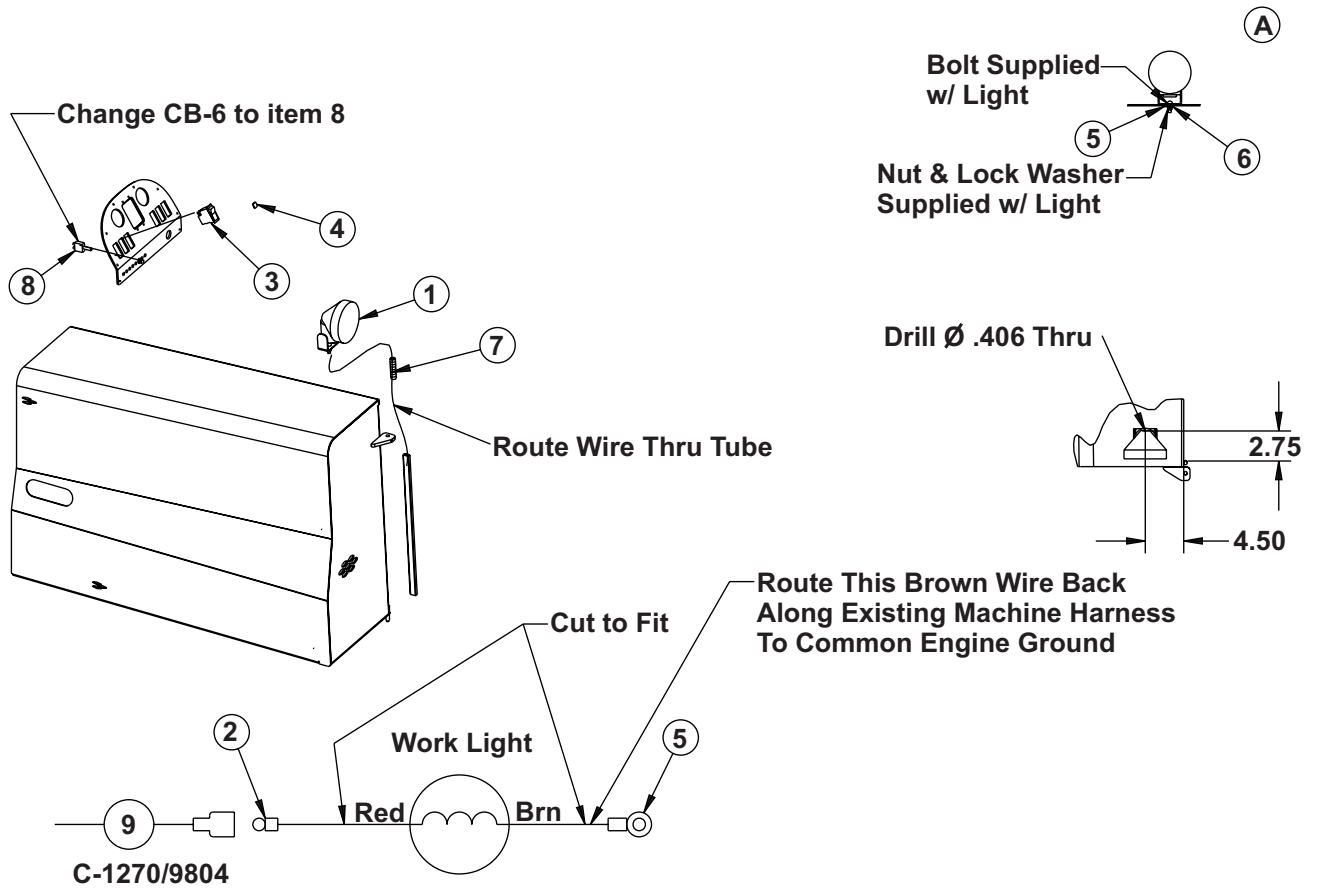


OPTION NO. 0880-678

KEY NO.	PART NUMBER	DESCRIPTION	QTY.
1	8-40-05024	Light - 36 VDC	1
2	2-00-04578	Terminal	2
3	8-82-00053	Switch	1
4	8-41-03004	Lens, Work Light	1
5			
6	2-00-02303	Washer, Internal Lock	1
7	3-61-02014	Convoluted Tube	1.0'
8	8-64-00008	Circuit Breaker - 15 Amp	1
9	8-40-05054	Bulb - 24V	1

C1276

REAR WORK LIGHT OPTION (GAS & DIESEL)



OPTION NO. 0880-646

KEY NO.	PART NUMBER	DESCRIPTION	QTY.
1	8-40-05022	Light	1
2	2-00-04578	Terminal	1
3	8-82-00053	Switch	1
4	8-41-03004	Lens - Work Light	1
5	2-00-05048	Ring Terminal .38	1
6	2-00-02303	Washer Internal Lock	1
7	3-61-02014	Covoluted Tube	1.0'
8	8-64-00008	Circuit Breaker	1

C1270/9803

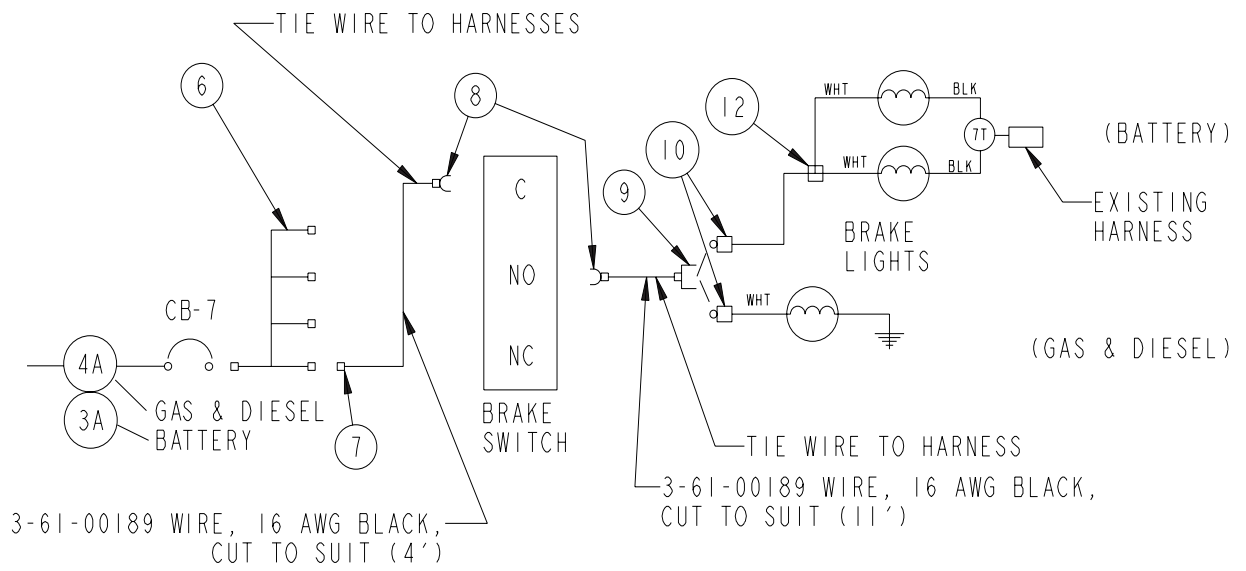
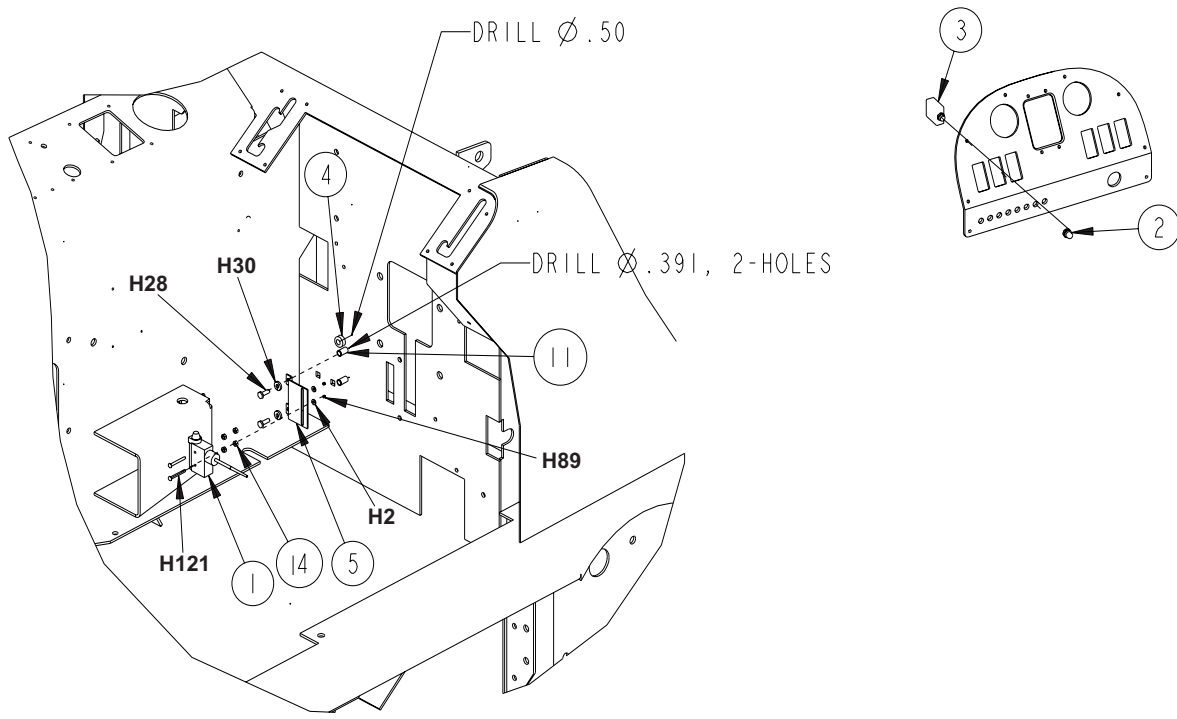
BRAKE LIGHT OPTION - PARTS LIST

OPTION NO. 0880-649

<u>KEY NO.</u>	<u>PART NUMBER</u>	<u>DESCRIPTION</u>	<u>QTY.</u>
1	8-82-00058	Switch	1
2	8-11-00044	Cap, Instrument Panel Boot	1
3	8-64-00007	Circuit Breaker, 10 Amp	1
4	2-00-00491	Grommet	1
5	8-08-00845	Bracket, Brake Switch	1
6	8-90-07434	Wing Wire	1
7	8-11-00015	Terminal	1
8	2-00-04742	Terminal	2
9	2-00-04626	Terminal	1
10	2-00-04578	Terminal	1
	2-00-05291	Bulb, Brake Light (Service Part)	
11	2-00-05261	1/4-20 Insert	2
12	2-00-04479	3-Way Terminal	1
13	2-00-05338	Bulb - SP7	2
14	2-00-00602	Nut	4
<u>HARDWARE USED:</u>			
H2	2-00-00455	Flat Washer, .375 x .156 x .047	2
H28	2-00-04685	Screw, 1/4 - 20 x .750	2
H30	2-00-04687	Lock Washer, Helical Spring 1/4 Med.	2
H89	2-00-01372	Nut, Fiber Insert #8-32 Steel	2
H121	2-00-00090	Screw, #8-32 x 1.500 RHM	2

C-1265

BRAKE LIGHT OPTION - EXPLODED VIEW



C-1265

TURN SIGNAL OPTION (GAS & DIESEL) - PARTS LIST

OPTION NO. 0880-648

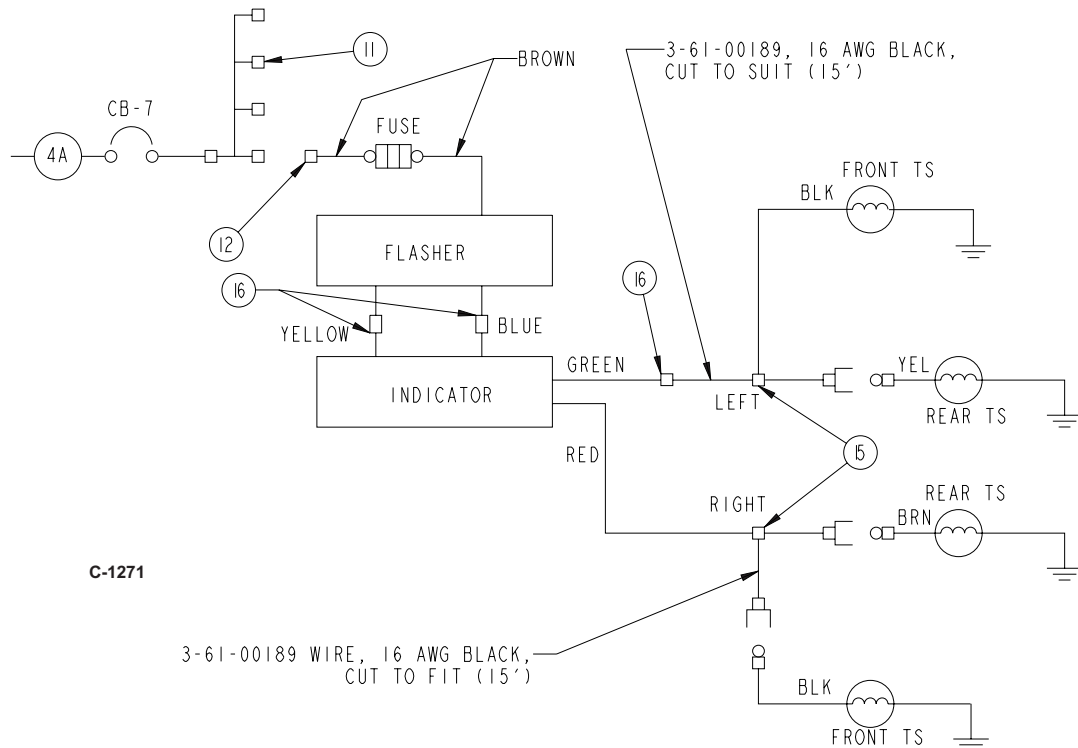
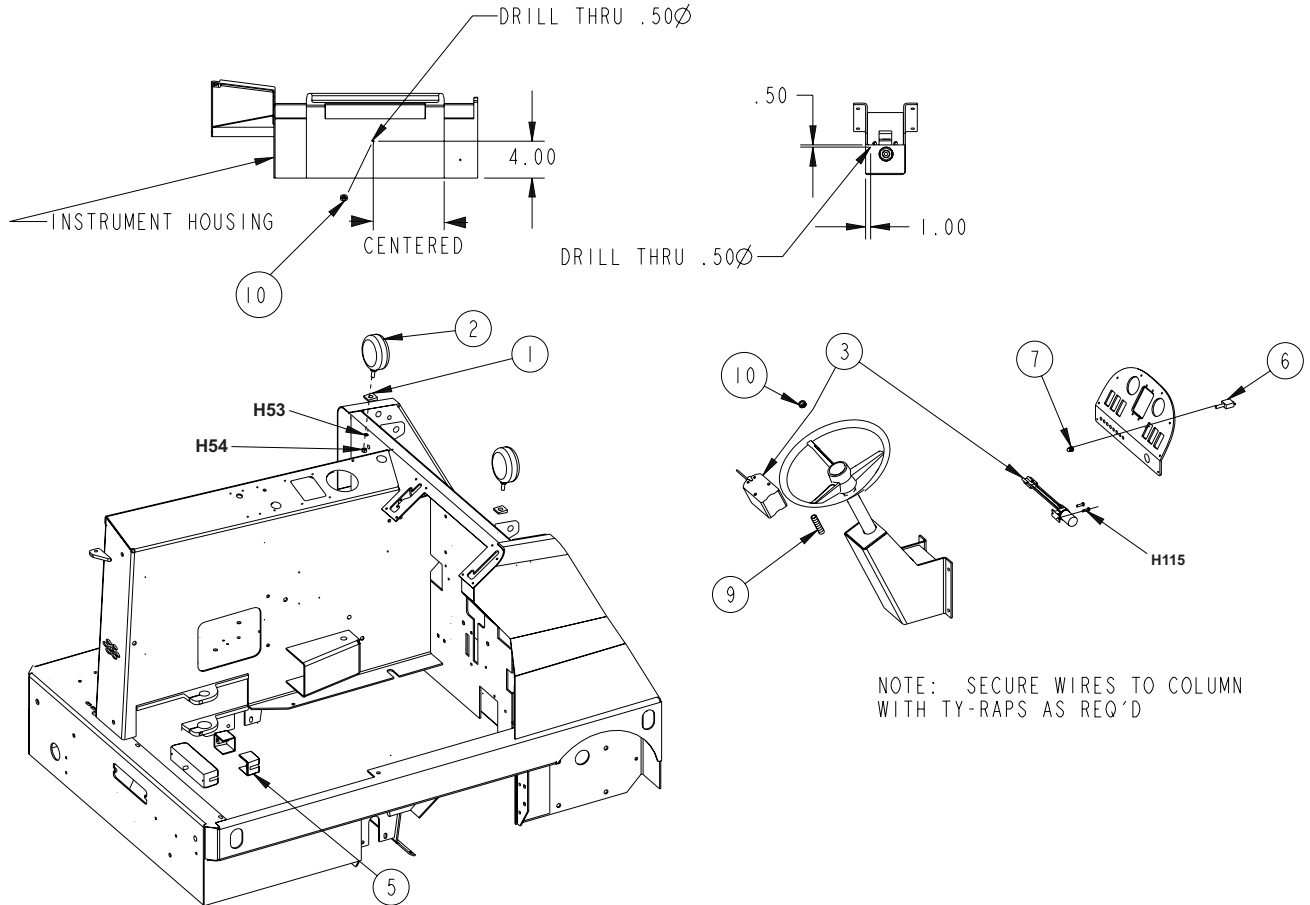
<u>KEY NO.</u>	<u>PART NUMBER</u>	<u>DESCRIPTION</u>	<u>QTY.</u>
1	2-00-05093	Washer - Bevel	2
2	8-40-05023	Turn Light	2
	2-00-05291	Bulb, Turn Signal, Front (Service Part)	Ref.
	8-41-03012	Lens, Turn Signal, Front (Service Part)	Ref.
3	8-82-00025	Turn Signal Switch	1
4			
5	8-41-03009	Lens, Turn Signal	2
	2-00-05292	Bulb, Turn Signal, Rear (Service Part)	Ref.
6	8-64-00007	Circuit Breaker	1
7	8-11-00044	Cap, Instrument Panel Boot	1
8			
9	3-61-02014	Convuluted Tube	5'
10	2-00-00491	Grommet	2
11	8-90-07434	Connector	2
12	8-11-00015	Terminal	1
13			
14			
15	2-00-04479	Connector	2
16	2-00-01128	Butt Splice	3

HARDWARE USED:

H53	2-00-02310	Lock Washer, Helical Spring 3/8 Med.	2
H54	2-00-02360	Nut, 3/8-16 Hex	2
H115	2-00-03063	Screw, #10-24 x .750 THM	2

C-1271

TURN SIGNAL OPTION (GAS & DIESEL) - EXPLODED VIEW



HOPPER TEMPERATURE OPTION (BATTERY) - PARTS LIST

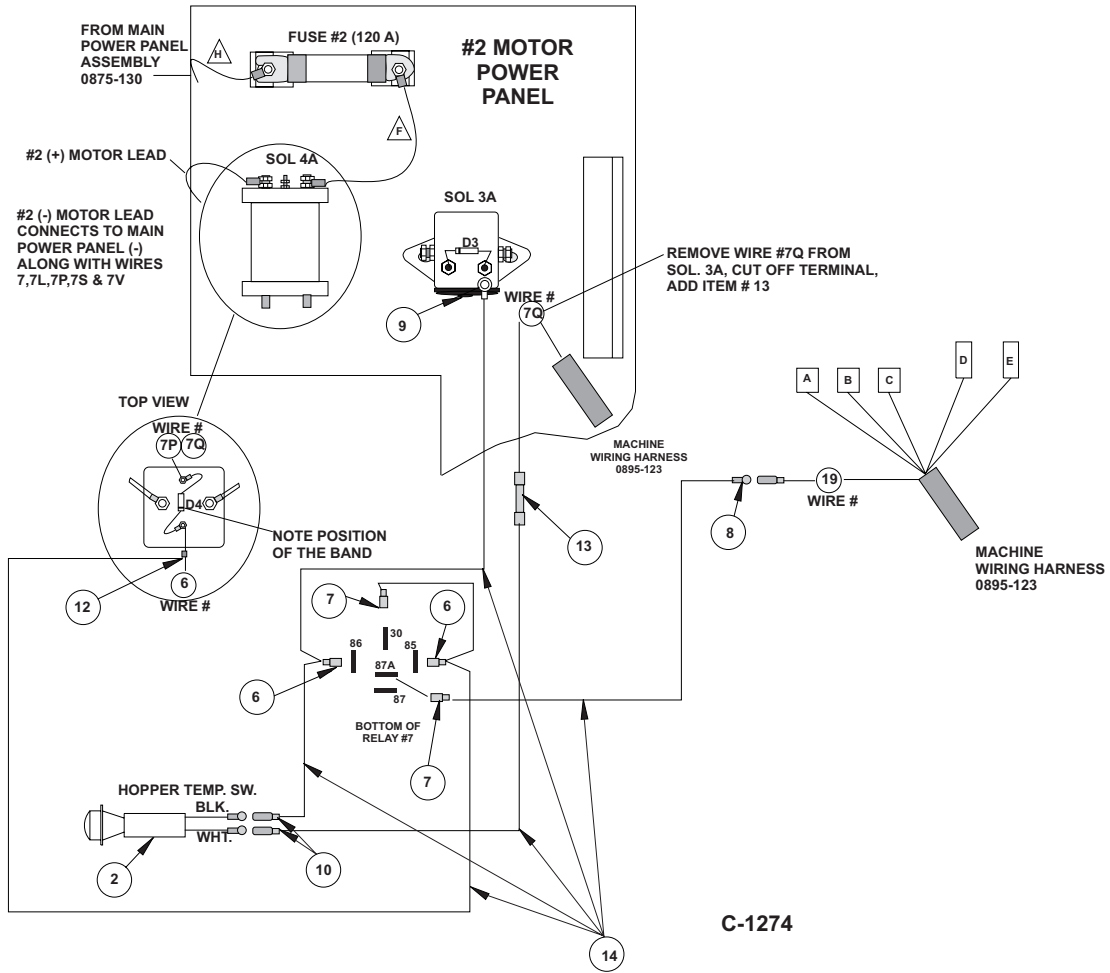
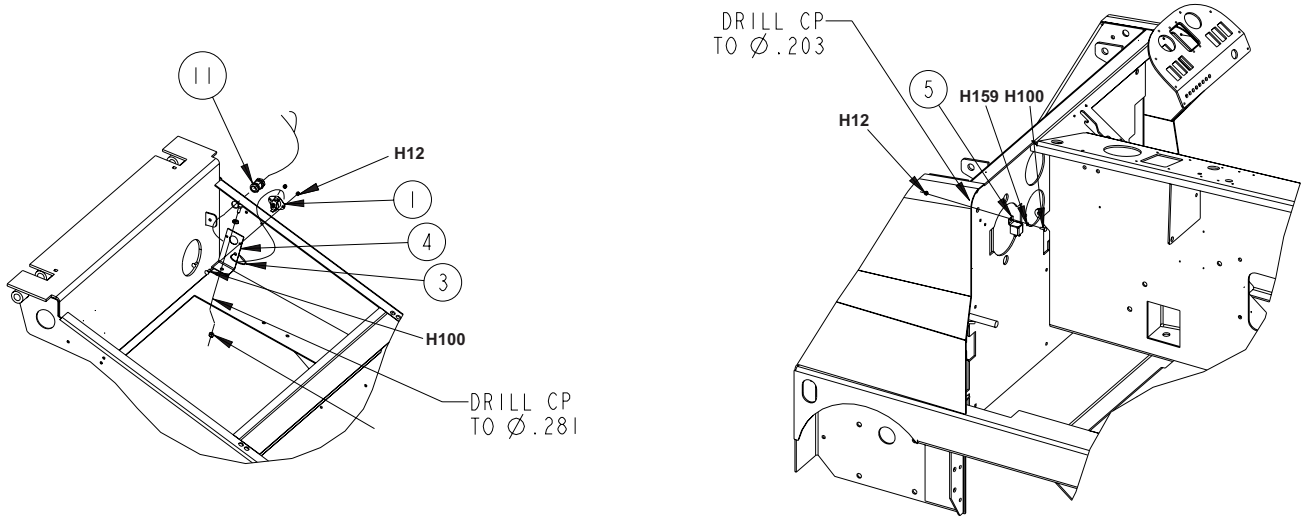
OPTION NO. 0880-679

<u>KEY NO.</u>	<u>PART NUMBER</u>	<u>DESCRIPTION</u>	<u>QTY.</u>
1	8-82-00056	Switch - Thermostat	1
2	8-90-07432	Wire Assembly	1
3	2-00-04345	Ty Rap	10
4	8-08-00803	Bracket - Temperature Switch	1
5	8-64-00019	Relay - 36V	1
6	2-00-04708	Terminal .25 FISO	1
7	2-00-03418	Terminal .25 FISO	5
8	2-00-04578	Terminal .156 Male Bullet	1
9	2-00-00838	Terminal #10 Ring	1
10	2-00-04626	Terminal .156 Female Bullet	2
11	8-09-01083	Bulk Head Connector	1
12	2-00-04479	Connector - 3-Way	1
13	2-00-01128	Butt Splice	1
14	3-61-00189	Wire 16 AWG Stranded Black	25'

HARDWARE USED:

H12	2-00-01246	Nut, Hex Fiber Insert #10-24	3
H26	2-00-00641	Nut, 1/4-20 Insert Fiber	1
H100	2-00-03062	Screw, #10-24 x .625 THM	3
H159	2-00-00512	Lock Washer	1
C-1274			

HOPPER TEMPERATURE OPTION (BATTERY) - EXPLODED VIEW



C-1274

HOPPER TEMPERATURE OPTION (GAS/DIESEL/LP) - PARTS LIST

OPTION NO. 0880-657

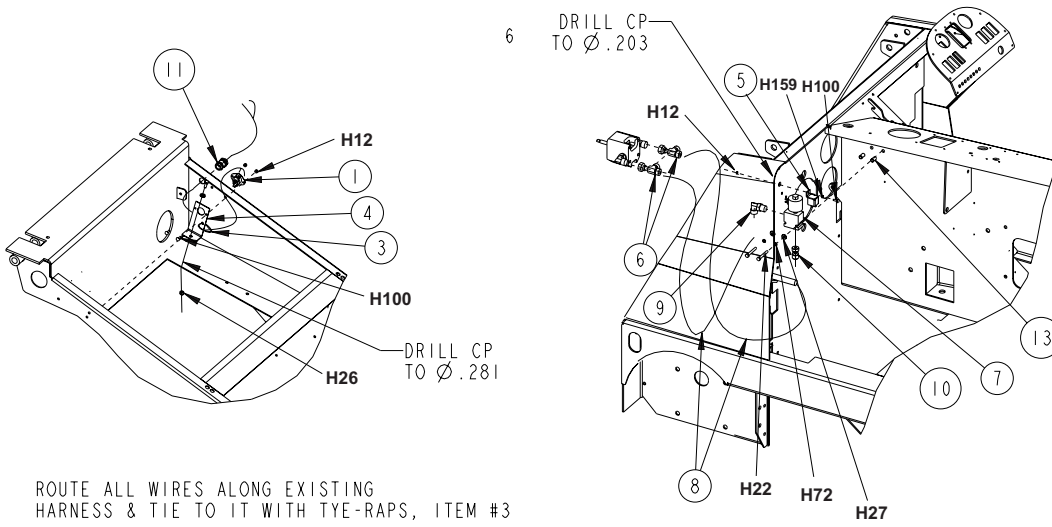
<u>KEY NO.</u>	<u>PART NUMBER</u>	<u>DESCRIPTION</u>	<u>QTY.</u>
1	8-82-00056	Switch - Thermostat	1
2	8-90-07432	Wire Assembly	1
3	2-00-04345	Ty Rap	10
4	8-08-00803	Temperature Switch Bracket	1
5	8-64-05009	Relay	1
6	2-00-04928	Fitting - Swivel Tee #8	2
7	7-88-00038	Valve - Solenoid - NO	1
8	8-33-02193	Hydraulic Hose	2
9	2-00-04885	Fitting - 90 Elbow SAE 8 - ORS	1
10	2-00-04970	Fitting - Connector SAE 8 - ORS 8	1
11	8-09-01083	Bulk Head Connector	1
12	2-00-04626	Terminal .156 Female Bullet	3
13	2-00-05261	THD Insert	2
14	2-00-04479	Connector - 3-Way	2
15	3-61-00189	Wire - 16 AWG Stranded Black	25'
16	2-00-04708	Terminal .25 FISO	1
17	2-00-03418	Terminal .25 FISO	5
18	2-00-04578	Terminal .156 Male Bullet	3
19	0875-117	Diode Assembly	1
20	2-00-00838	Terminal - #10 Ring	1

HARDWARE USED:

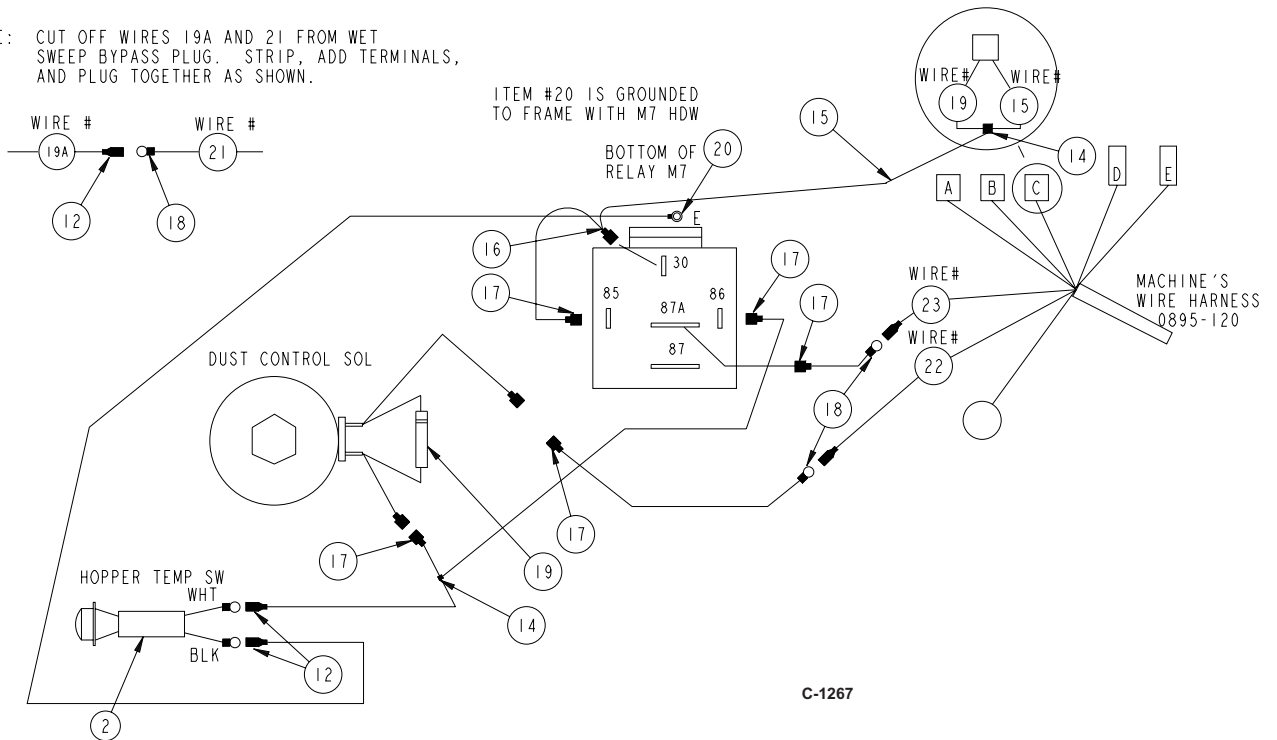
H12	2-00-01246	Nut, Hex Fiber Insert #10-24	3
H22	2-00-02589	Screw, 1/4-20 x 2.000 HHC	2
H26	2-00-00641	Nut, 1/4-20, Insert Fiber	1
H27	2-00-03702	Washer, .625 x .281 x .063	2
H72	2-00-00518	Lock Washer, Helical Spring	2
H100	2-00-03062	Screw, #10-24 x .625 THM	3
H159	2-00-00512	Lock Washer	1

C-1267

HOPPER TEMPERATURE OPTION (GAS/DIESEL/LP) - EXPLODED VIEW



NOTE: CUT OFF WIRES 19A AND 21 FROM WET SWEEP BYPASS PLUG. STRIP, ADD TERMINALS, AND PLUG TOGETHER AS SHOWN.



LEFT HAND SIDE BROOM OPTION - PARTS LIST

OPTION NO. 0880-659

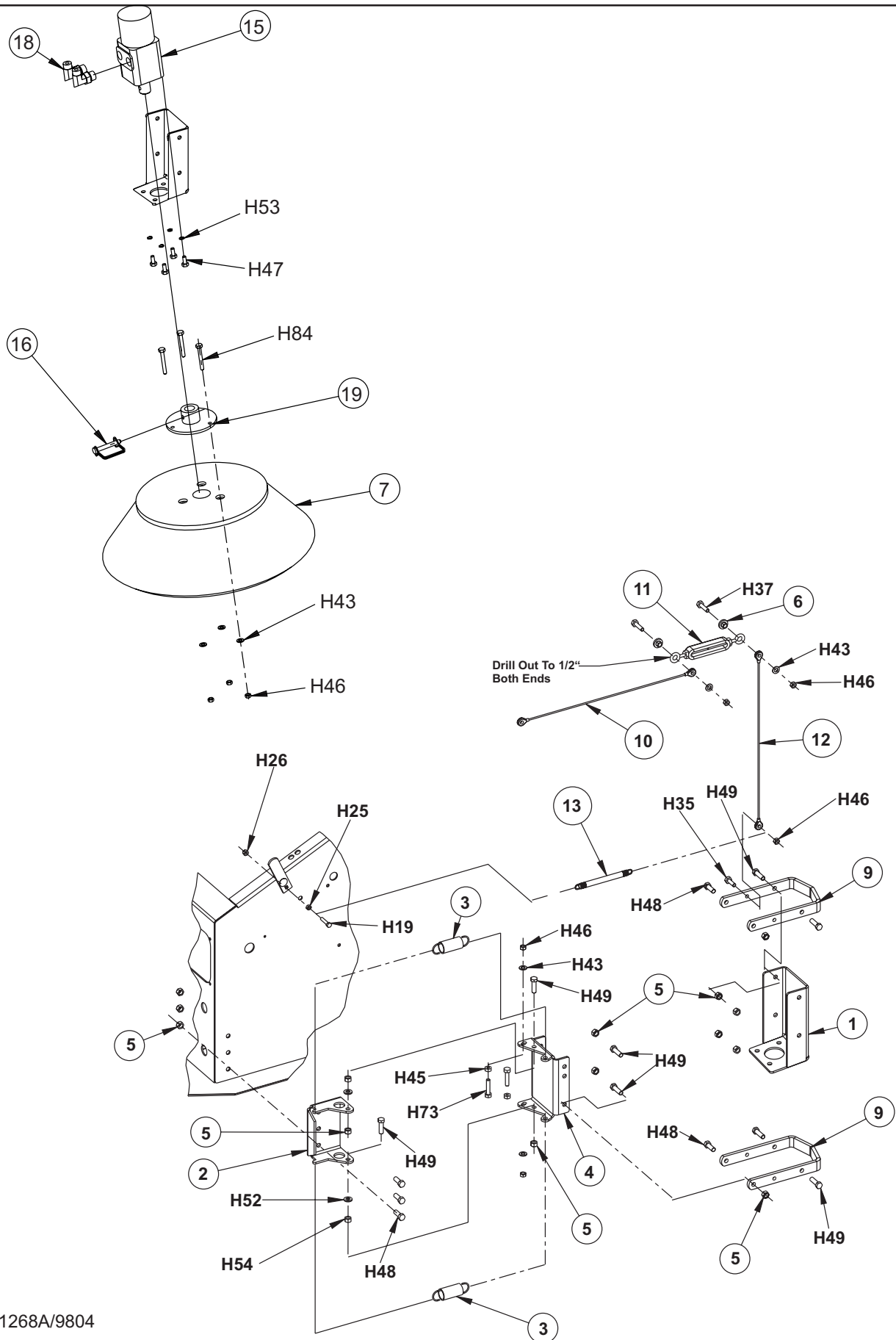
<u>KEY NO.</u>	<u>PART NUMBER</u>	<u>DESCRIPTION</u>	<u>QTY.</u>
1	8-08-00839	Bracket - Side Broom	1
2	8-08-00790	Bracket - Side Broom	1
3	7-76-00101	Spring	2
4	8-08-00846	Pivot Bracket - Side Broom	1
5	2-95-04182	Nut, Elastic Stop Nut	13
6	7-09-01057	Bushing	2
7			
8			
9	8-42-05136	Link - Side Broom	2
10	8-10-00041	Cable	1
11	8-16-05019	Turnbuckle	1
12	8-10-00043	Cable	1
13	7-76-00102	Spring	2
14	8-10-00041	Cable	Ref.
15	0882-050	Side Broom Motor	1
16	8-55-08122	Pin - Side Broom - Flange	1
17	8-08-03211	Side Broom	1
18	2-00-04921	Fitting	2
19	8-33-09091	Hub - Side Broom - Weldment	1

HARDWARE USED:

H19	2-00-02587	Screw, 1/4-20 x 1.250 HHC	2
H25	2-00-00594	Nut, Hex 1/4-20 x 1.250 HHC	2
H26	2-00-00641	Nut, 1/4 Insert Fiber	2
H35	2-00-02708	Screw, 5/16-18 x 1.000 HHM	1
H37	2-00-00207	Screw, 5/16-18 x 1.250 HHC	2
H43	2-00-00409	Flat Washer, .687 x .344 x .062	4
H45	2-00-00585	Nut, Hex. 5/16-18 x .500 x .265	2
H46	2-00-00644	Nut, 5/16-18, Insert Fiber	8
H47	2-00-00232	Screw, 3/8-16 x .750 HHC	4
H48	2-00-00233	Screw, 3/8-16 x 1.000 HHC	5
H49	2-00-00209	Screw, 3/8-16 x 1.250 HHC	11
H52	2-00-00402	Flat Washer, .750 x .390 x .094	1
H53	2-00-02310	Lock Washer, Helical Spring, 3/8 Med.	4
H54	2-00-02360	Nut, 3/8-16 Hex.	2
H84	2-00-00228	Screw, 5/16-18 x 2.250 HHC	3
H173	2-00-02709	Screw, 5/16-18 x 1.500	2

C-1268a/9804

LEFT HAND SIDE BROOM OPTION - EXPLODED VIEW



C1268A/9804

LEFT HAND SIDE BROOM OPTION (cont.) - PARTS LIST

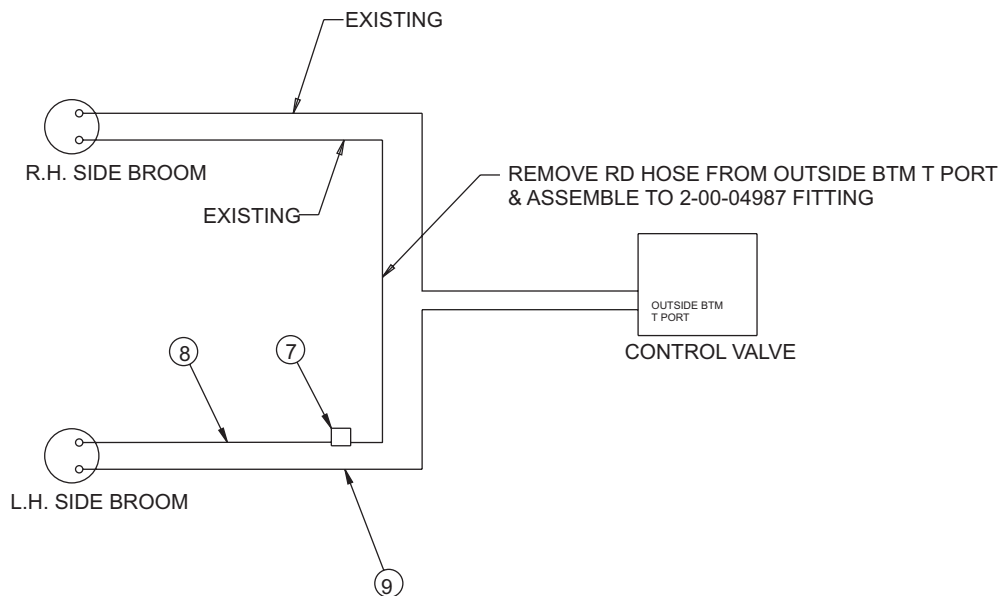
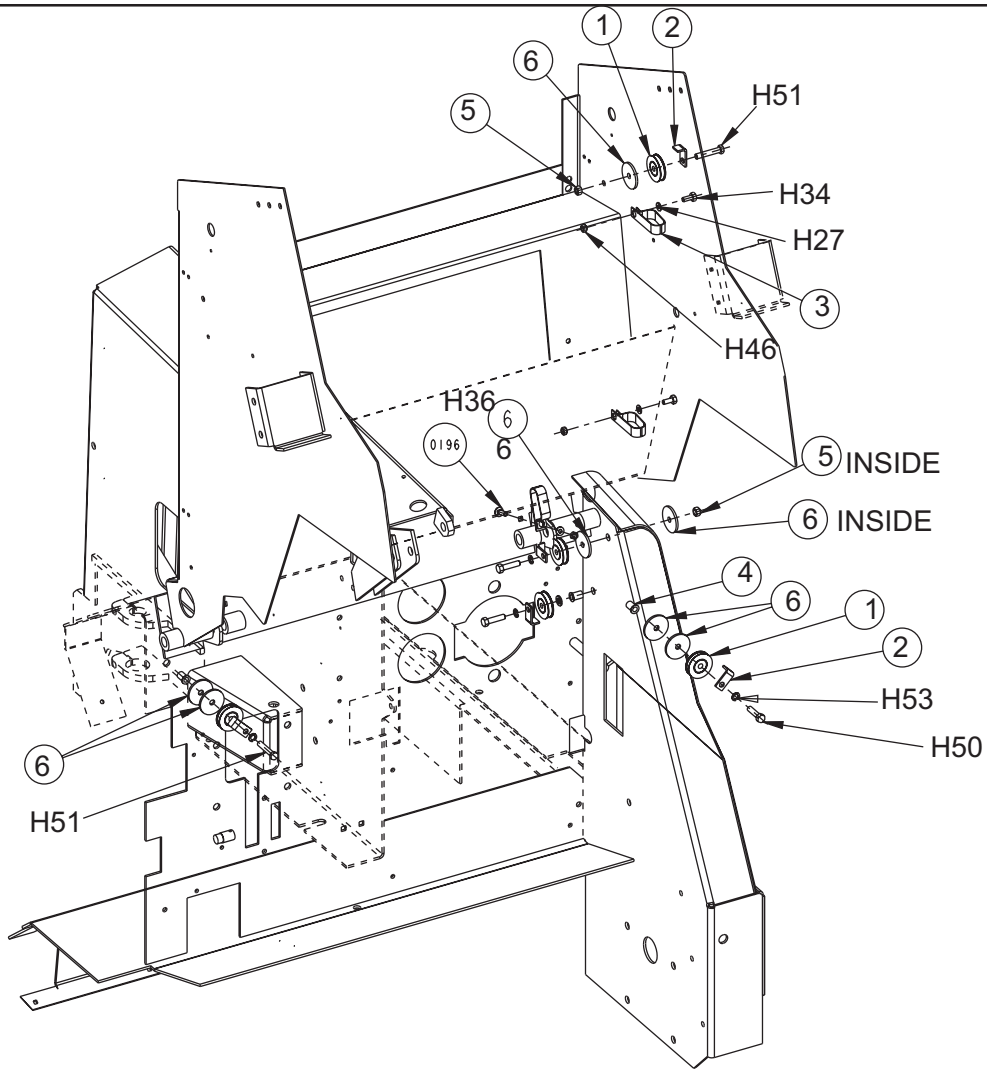
<u>KEY NO.</u>	<u>PART NUMBER</u>	<u>DESCRIPTION</u>	<u>QTY.</u>
1	7-60-00160	Pulley	5
2	7-13-07130	Clip	5
3	2-00-05253	Hose Clamp	3
4	2-00-05347	THD Insert 3/8-16	4
5	2-95-04182	Fiber Nut	1
6	2-00-04987	Fitting - 8ORS Straight Union	1
7	8-33-02326	Hose	1
8	8-33-02327	Hose - HYD - #8 x 72	1
9	2-00-04683	Flat Washer, 3/8	3
10	2-00-04689	Washer, 11/16 x .260 x .050	2

HARDWARE USED:

H27	2-00-03702	Washer, .625 x .281 x .063	3
H34	2-00-00208	Screw, 5/16-18 x .750 HHC	2
H36	2-00-00196	Carriage Bolt, 5/16-18 x 1.000	1
H46	2-00-00644	Nut, 5/16-18 Insert Fiber	3
H50	2-00-00234	Screw, 3/8-16 x 1.500 HHC	3
H51	2-00-00216	Screw, 3/8-16 x 2.000 HHC	2
H53	2-00-02310	Lock Washer, Helical Spring, 3/8 Med.	4

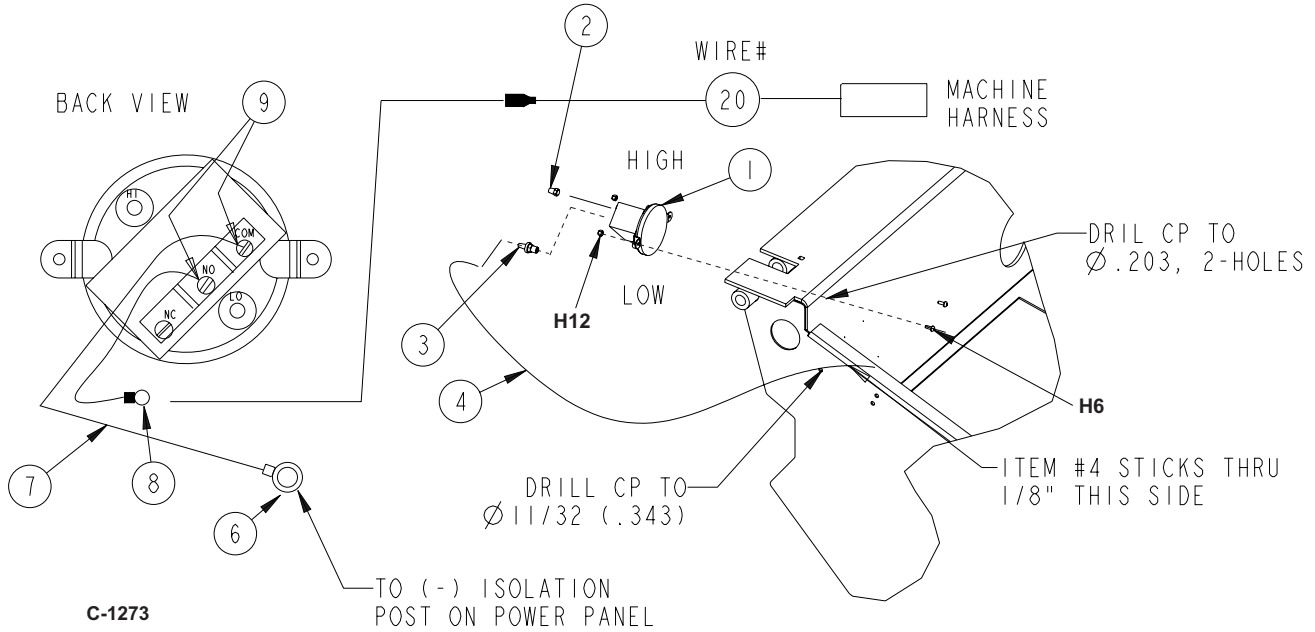
C-1268b/9803

LEFT HAND SIDE BROOM OPTION (cont.) - EXPLODED VIEW



C1268B/9803

CLOGGED FILTER OPTION (BATTERY)



OPTION NO. 0880-677

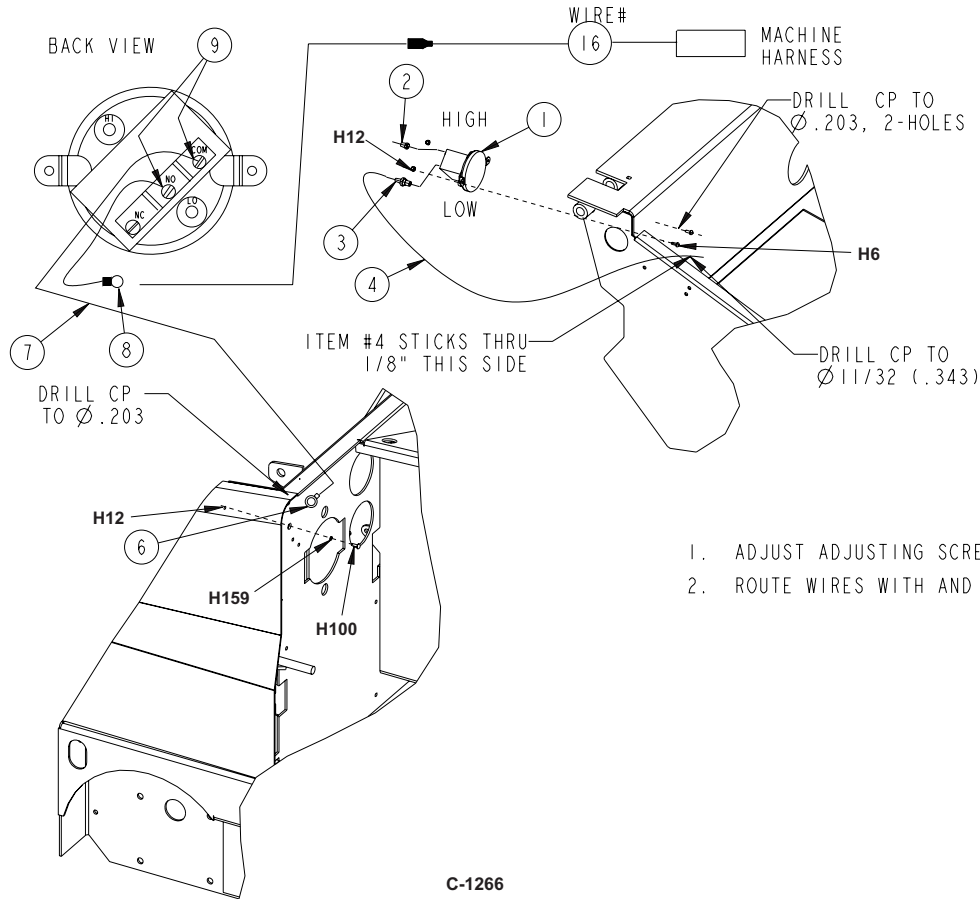
KEY NO.	PART NUMBER	DESCRIPTION	QTY.
1	8-63-05008	Switch - Pressure Dif	1
2	8-24-04075	Filter Plug	1
3	2-00-04518	Fitting - 1/8 NPT - 1/4 Tube	1
4	7-87-02155	Hose 3/8-8" LG	1
5	2-00-04345	TyRap	10
6	2-00-00828	Terminal .25 Ring	1
7	3-61-00189	Wire - 16 AWG Black Stranded	10'
8	2-00-04576	.156 Male Bullet	1
9	2-00-04742	Terminal #6SS	2

HARDWARE USED:

H6	2-00-00049	Screw, 10-24 x 1.000 RHM	2
H12	2-00-01246	Nut, Hex Fiber Insert #10-24	3

C-1273/9803

CLOGGED FILTER OPTION (GAS/DIESEL/LP)



1. ADJUST ADJUSTING SCREW TO 5-6" H₂ WC
2. ROUTE WIRES WITH AND TIE TO HARNESS WITH ITEM #5

C-1266

OPTION NO. 0880-658

KEY NO.	PART NUMBER	DESCRIPTION	QTY.
1	8-63-05008	Switch - Pressure Dif	1
2	8-24-04075	Filter Plug	1
3	2-00-04518	Fitting - 1/8 NPT - 1/4 Tube	1
4	7-87-02155	Hose 3/8-8" LG	1
5	2-00-04345	TyRap	10
6	2-00-00838	Terminal - #10 Ring	1
7	3-61-00189	Wire - 16 AWG Black Stranded	10'
8	2-00-04576	.156 Male Bullet	1
9	2-00-04742	Terminal #6SS	2

HARDWARE USED:

H6	2-00-00049	Screw, 10-24 x 1.000 RHM	2
H12	2-00-01246	Nut, Hex Fiber Insert #10-24	3
H100	2-00-03062	Screw, #10-24 x .625 THM	1
H159	2-00-00512	Lock Washer	1

C-1266/9803

VAC WAND OPTION (GAS/LP/DIESEL/BATTERY) - PARTS LIST

OPTION NO. 0880-643 (GAS/LP/DIESEL)
OPTION NO. 0880-742 (BATTERY)

<u>KEY NO.</u>	<u>PART NUMBER</u>	<u>DESCRIPTION</u>	<u>QTY.</u>
1	8-86-08010	Floor Tool	1
2	8-33-02121	Hose	1
3	8-08-00622	Bracket - Latch	1
4	8-08-00623	Bracket - Storage	1
5	8-89-00002	Wand Section	2
6	8-11-00034	Cap	3
7	3-73-00056	Gasket (6.5')	1
8	8-58-05784	Plate - Vac Wand	1
9	8-41-00044	Latch	2
10	7-29-00122	Gasket	1
11	2-00-01481	Screw, 5/16-18 x 1.000 Slotted	4
12	8-08-00590	Bracket	1
13	8-88-00044	Valve (Gas/LP/Diesel)	1
	7-88-00062	Valve (Battery model only)	1
14	8-33-02176	Hose Assembly	1
15	8-82-00053	Switch	1
16	8-41-03013	Lens - Blank	1
17	2-00-04479	Connector - 3-Way	2
18**	0875-117	Diode Assembly	1
19	3-61-00189	Wire - Bracket #16 AWG	81"
20	2-00-03418	Terminal - .25 FISO	4
21	8-18-00432	Decal	1
22	2-00-00435	Decal	1
23	2-00-00436	Decal	1

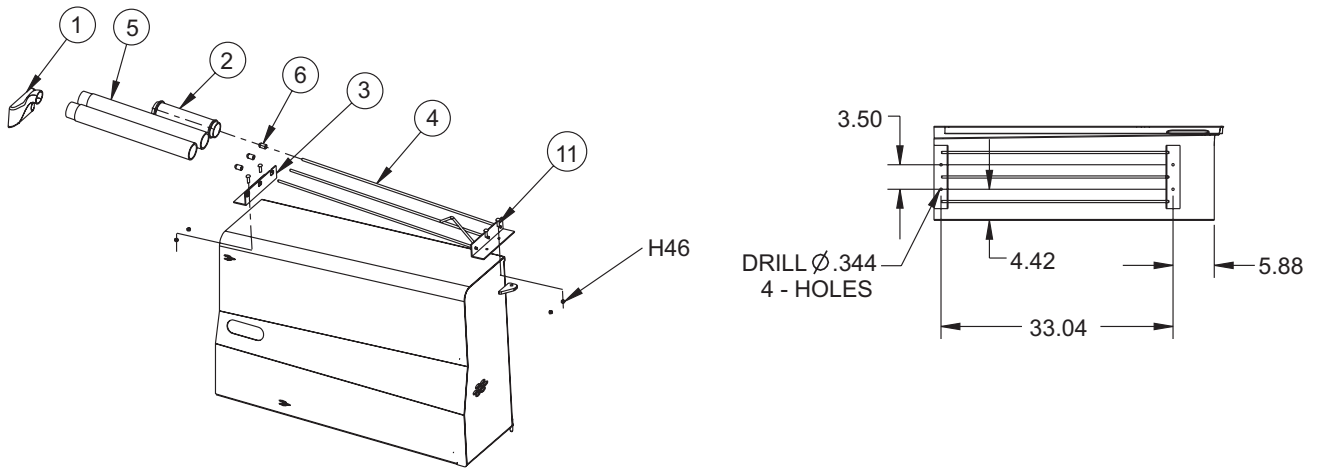
**Not used on 0880-742 (Battery model option)

HARDWARE USED:

H22	2-00-02589	Screw, 1/4-20 x 2.000 HHC	2
H26	2-00-00641	Nut, 1/4-20, Insert Fiber	2
H27	2-00-03702	Washer, .625 x .281 x .063	4
H46	2-00-00644	Nut, 5/16-18, Insert Fiber	4

C-1272/0203

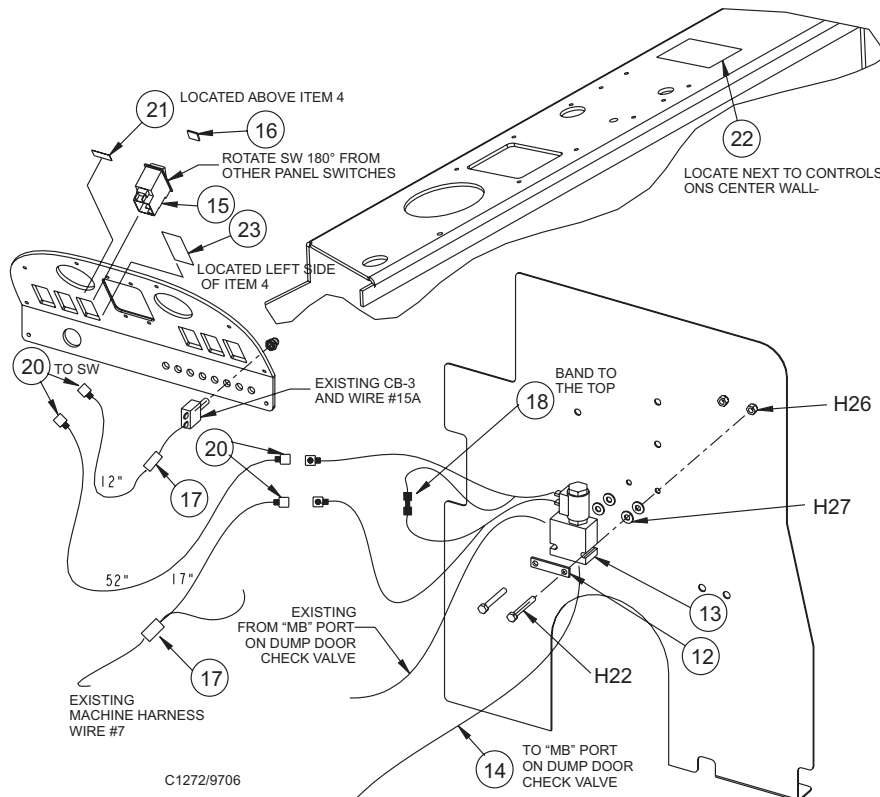
VAC WAND OPTION (GAS/LP/DIESEL/BATTERY) - EXPLODED VIEW



APPLY SEALANT AT TUBE

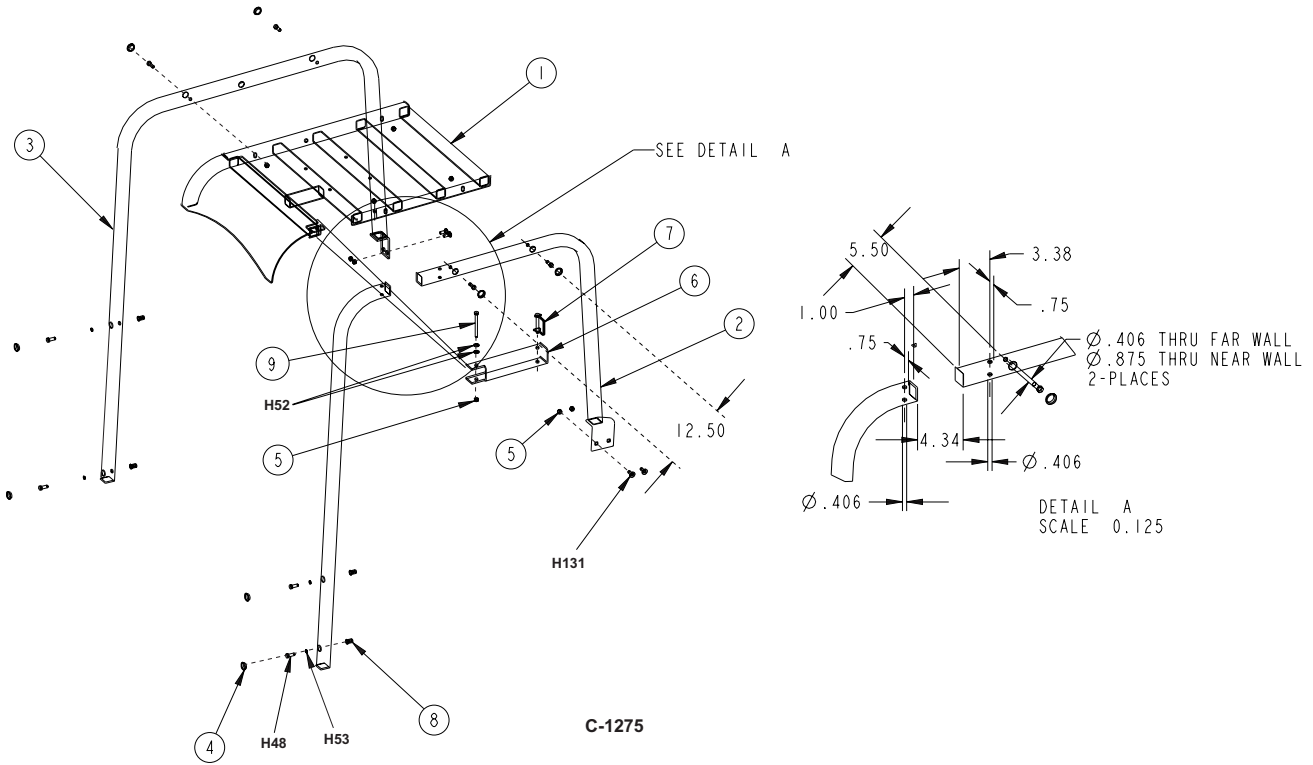
NOTE: REMOVE KNOCKOUTS FROM
8-16-07374 DEBRIS COVER

NOTE: REMOVE EXISTING CLIP-ON GASKET



C1272/9706

OVERHEAD GUARD OPTION (BATTERY)



OPTION NO. 880-680

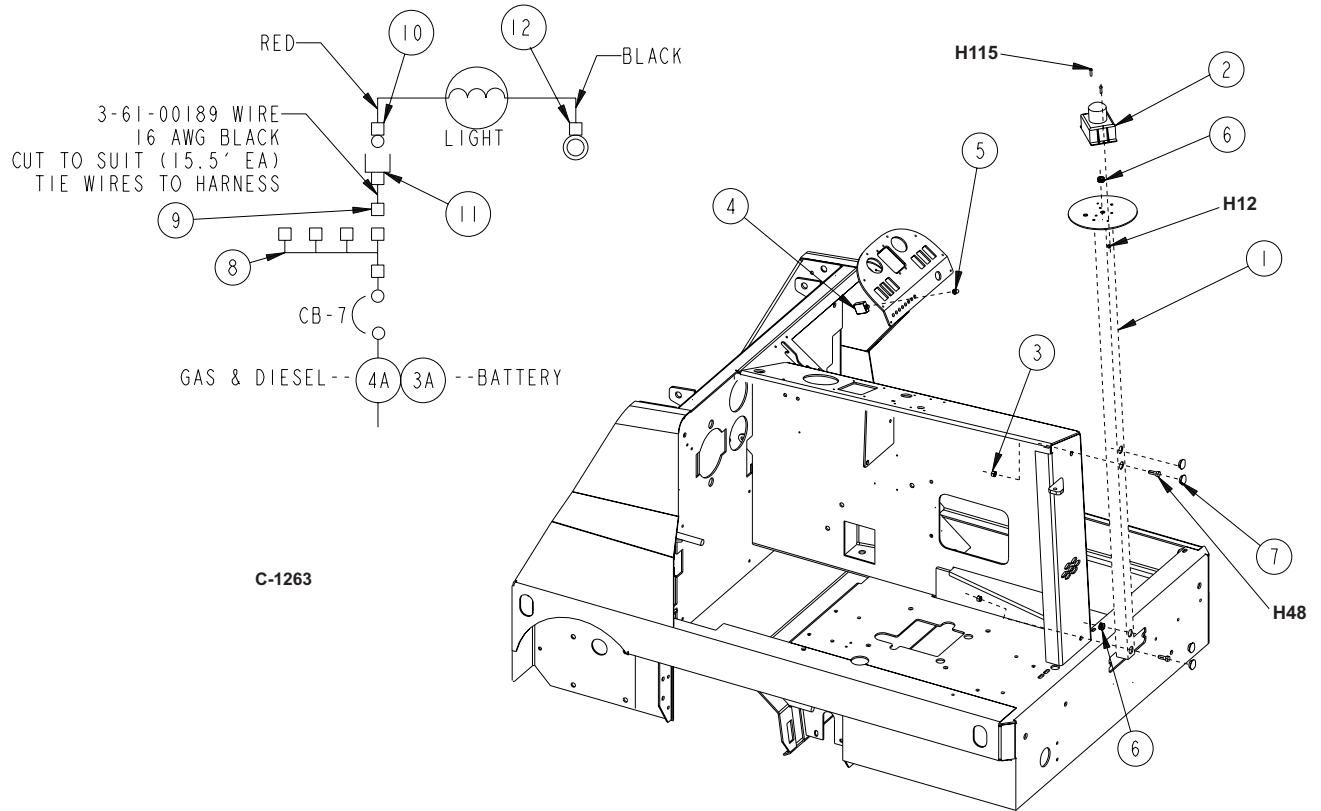
KEY NO.	PART NUMBER	DESCRIPTION	QTY.
1	8-30-05179	Overhead Guard Top Weldment	1
2	8-30-05177	Overhead Guard Leg Weldment - RH	1
3	8-30-05176	Overhead Guard Leg Weldment - LH	1
4	2-00-05134	Plug Button	8
5	2-95-04182	Fiber Nut	9
6	8-30-05178	OHG Gate	1
7	8-55-08122	Pin - Safety Snap	1
8	2-00-05347	THD Insert - 3/8	4
9	2-00-02602	Screw	1

HARDWARE USED:

H48	2-00-00233	Screw, 3/8-16 x 1.000 HHC	8
H52	2-00-00402	Flat Washer, .750 x .390 x .094	2
H53	2-00-02310	Lock Washer, Helical Spring 3/8 Med.	4
H131	2-00-03855	Carriage Bolt, 3/8-16 x 1.000	4

C-1275

AMBER STROBE LIGHT w/o OVERHEAD GUARD



C-1263

OPTION NO. 0880-652

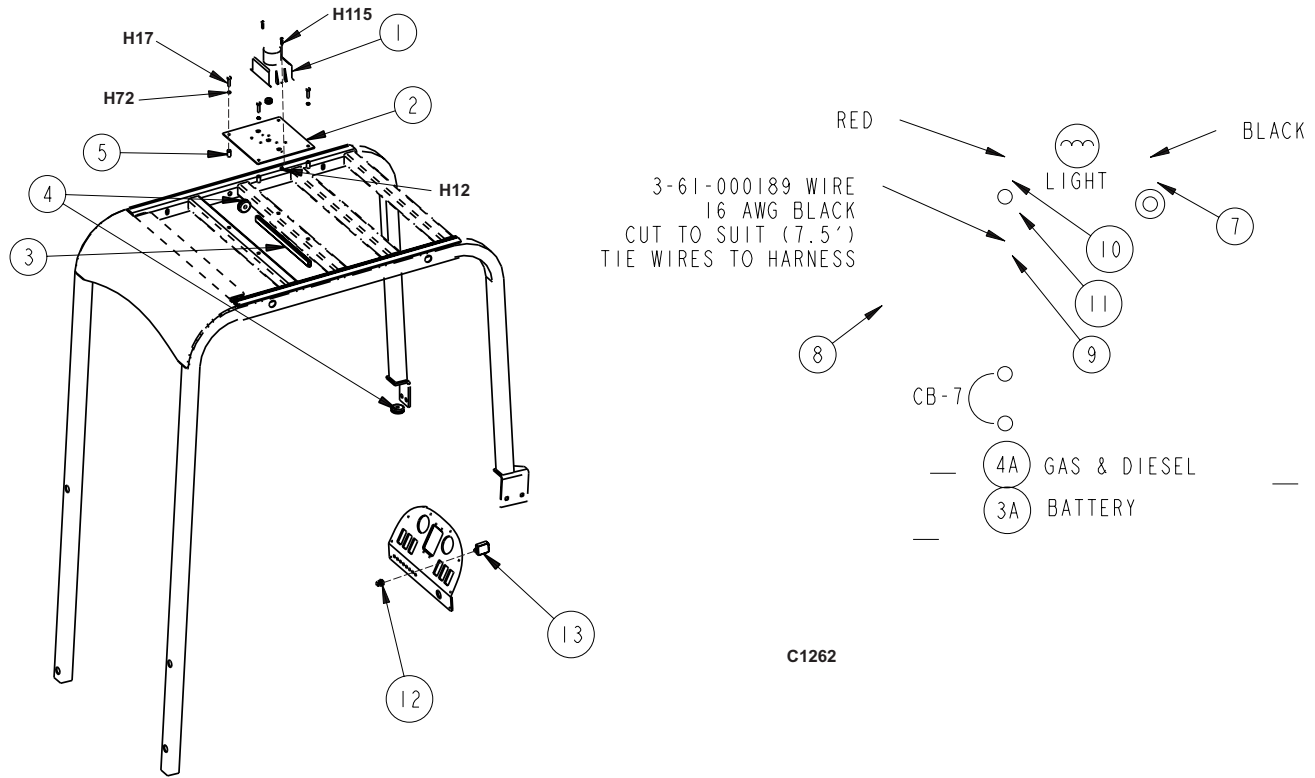
<u>KEY NO.</u>	<u>PART NUMBER</u>	<u>DESCRIPTION</u>	<u>QTY.</u>
1	8-81-00173	Light Pole	1
2	8-40-05036	Strobe - 12 - 48VDC Amber	1
3	2-95-04182	Elastic Stop Nut	2
4	8-64-00007	Circuit Breaker (10 Amp)	1
5	8-11-00044	Cap (Boot) - Instrument Panel	1
6	2-00-00491	Grommet	2
7	2-00-05134	Plug Button	4
8	8-90-07434	Wing Wire	1
9	8-11-00015	Terminal	1
10	2-00-04578	Terminal	1
11	2-00-04626	Terminal	1
12	2-00-04281	Terminal #10 Ring	1

HARDWARE USED:

H12	2-00-01246	Nut, Hex Fiber Insert #10-24	2
H48	2-00-00233	Screw, 3/8-15 x 1.000 HHC	2
H115	2-00-03063	Screw, #10-24 x .750 THM	2

C-1263

AMBER STROBE LIGHT w/ OVERHEAD GUARD



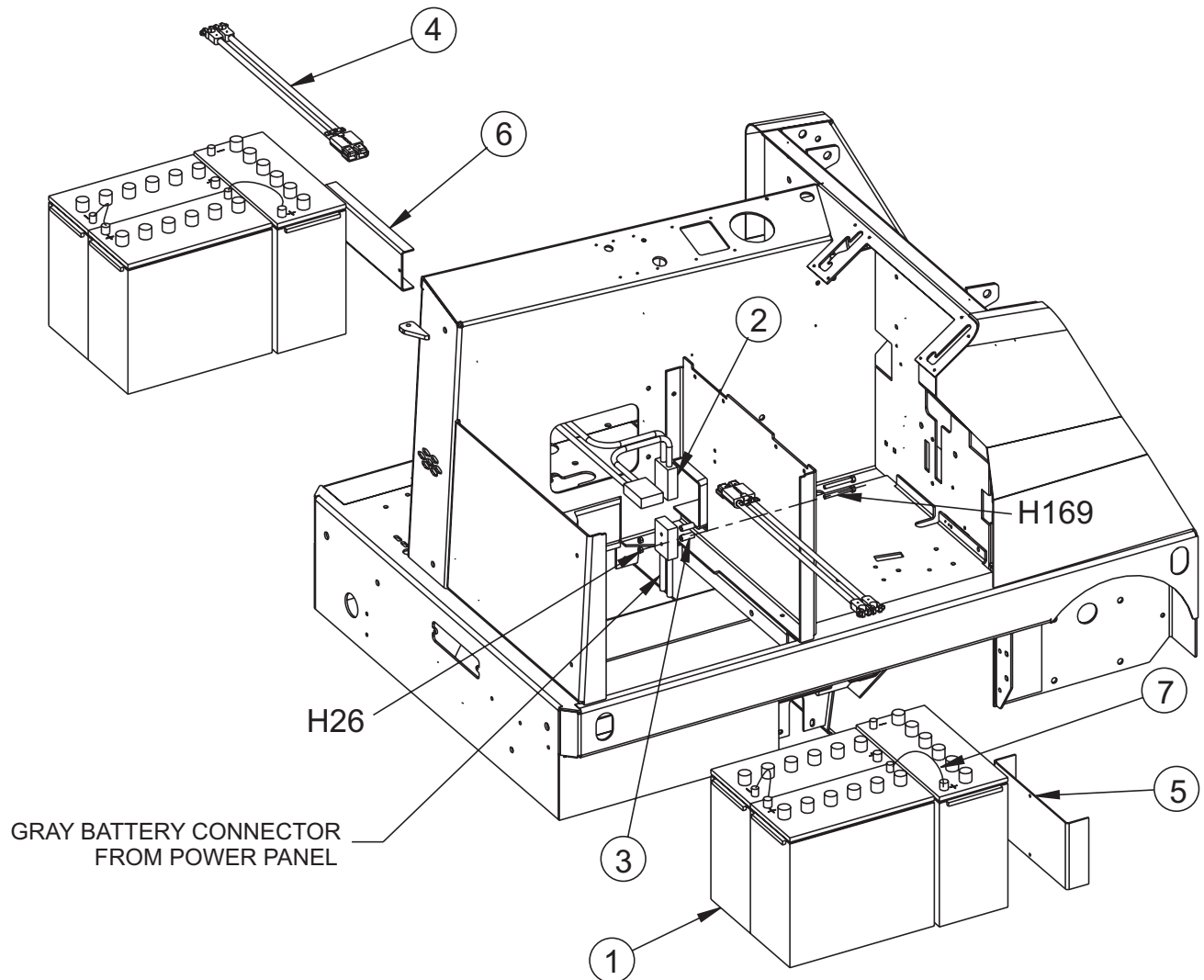
OPTION NO. 0880-651

KEY NO.	PART NUMBER	DESCRIPTION	QTY.
1	8-40-05036	Strobe - Amber	1
2	8-58-05228	Panel - Light Support	1
3	8-20-06036	Duct - Wire	1
4	2-00-01915	Grommet	2
5	2-00-05261	Threaded Insert	4
6	2-00-00491	Grommet	1
7	2-00-04281	Terminal #10 Ring	1
8	8-90-07434	Wire Wing	1
9	8-11-00015	Terminal	1
10	2-00-04578	Terminal	1
11	2-00-04626	Terminal	1
12	8-11-00044	Cap (Boot)	1
13	8-64-00007	Circuit Breaker	1

HARDWARE USED:

H12	2-00-01246	Nut, Hex Fiber Insert #10-24	2
H17	2-00-00205	Screw, 1/4-20 x 1.000 HHC	4
H72	2-00-00518	Lock Washer, Helical Spring 3/8 Med.	4
H115	2-00-03063	Screw, #10-24 x .750 THM	2

BATTERY OPTION



C1293/9706

KEY NO.	PART NUMBER	DESCRIPTION	QTY.
1	0875-071-2	Battery	6
2	0875-128	Assembly - Battery Connections	1
3	7-09-01046	Spacer	2
4	0875-139	Connector Assembly	2
5	8-75-01217	Spacer	1
6	8-75-01218	Spacer	1
7	7-90-07286	Battery Connector	4

HARDWARE USED:

H26	2-00-00641	Nut, 1/4-20 Insert Fiber	2
H169	2-00-02637	Screw, 1/4-20 x 2.750 HHC	2

C1293/9706

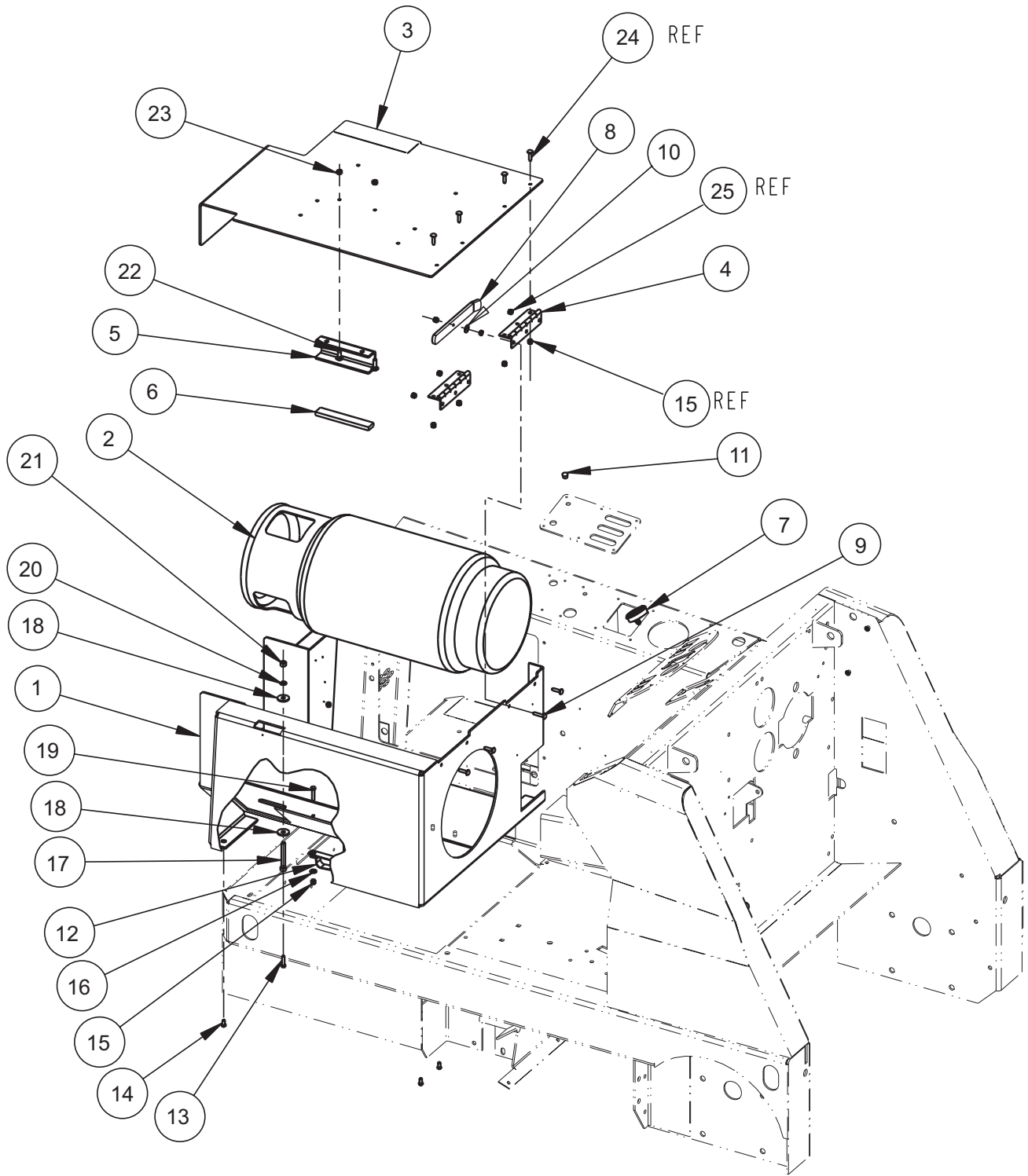
LP OPTION TANK ASSEMBLY - PARTS LIST

OPTION NO 0880-666

<u>KEY NO.</u>	<u>PART NUMBER</u>	<u>DESCRIPTION</u>	<u>QTY.</u>
1	7-33-05123	Housing - LP Seat	1
2	8-83-04016	LP Tank	1
3	8-16-07372	Cover - LP Tank	1
4	8-32-00044	Hinge	Ref.
5	8-13-07146	Clamp - LP Tank	1
6	8-50-05061	Pad - LP Tank	1
7	7-11-04035	Kit, Low LP Light	1
8	8-41-00064	Stop - Seat Decl	Ref.
9	2-95-01951	Carriage Bolt, 1/4-20 x 1.250	1
10	7-23-03048	Spring Washer	Ref.
11	2-00-05283	Hole Plug	1
12	2-00-05253	Clamp	1
13	2-00-00205	Screw, 1/4-20 x 1.000 HHC	1
14	2-00-00219	Screw, 1/4-20 x .500 HHC	3
15	2-00-00641	Nut, 1/4-20 Insert Fiber	9
16	2-00-03702	Washer, .625 x .281 x .063	1
17	2-00-02711	Screw, 5/16-18 x 2.750 HHM	1
18	2-00-03266	Washer	2
19	2-00-00222	Screw, 1/4-20 x 1.250 HHM	1
20	2-00-02310	Lock Washer, Helical Spring 3/8 Med.	1
21	2-00-02360	Nut, 3/8-16 Hex	1
22	2-00-00196	Carriage Bolt, 5/16-18 x 1.000	2
23	2-00-00644	Nut, 5/16-18 Insert Fiber	2
24	2-00-04190	Carriage Bolt, 1/4-20 x .630	7
25	2-00-00594	Nut, Hex 1/4-20 x .437 x .218	1

C1246/0603

LP OPTION TANK ASSEMBLY - EXPLODED VIEW



C1246/0603

LP OPTION - PARTS LIST

OPTION NO 0880-666

<u>KEY NO.</u>	<u>PART NUMBER</u>	<u>NOLFF PART NO.</u>	<u>DESCRIPTION</u>	<u>QTY.</u>
1	2-60-02301	N3-0083	Vacuum Switch	1
2	2-60-02315	N3-0342	liline LP Lockoff	1
3		N2-1001	Brass Vac. Tee	1
4		N2-1017	Brass Vac. Adapter	1
5		N2-1003	Brass Vac. Adapter	1
6	2-60-02316	N19-7100	Beam 60	1
7		N5-0788	Reg Bracket	1
8		N2-1322	Brass Fuel Outlet Fitting	1
9		N3-0038-1	Hydrastate Relief Valve	1
10		N2-1107	Brass Fitting	1
11		N3-0037	Bulkhead	1
12		N2-1133	Brass Fitting	1
13		N11-204-64	Fuel Adagpter	1
14		N3-0042-1	7141F Female Connector	1
15		31"-N8-3001	Hose w/2 Swivel Ends	1
16		34"-N8-3001	Hose w.2 Swivel Ends	1
17		N8-1005	½" Vapor Hose	1
18		N8-0007	¼" Vacuum Hose	1
*19	7-11-04036		Kit, Low LP Switch	1
20	2-00-04479		Terminal, 3 way	1
21	2-00-04742		Terminal	2
22	3-61-00189		Wire, 16 AWG Black	3 ft.
23	2-00-04284		Terminal - Ring	1
24	2-00-04345		Tye-Rap	3

American-Lincoln LP Kit Part No.: 8-11-04027

*Switch Kit (Item 19) must be ordered separately

C1246b/0603

LP OPTION - EXPLODED VIEW

NOTE:
ROUTE & TIE WIRE GOING TO
THE VOLTAGE REGULATOR SO AS NOT TO
COME IN CONTACT WITH EXCESSIVE HEAT
USING ITEM #5 (NOT SHOWN)

ELECT SHUT OFF SOLENOID

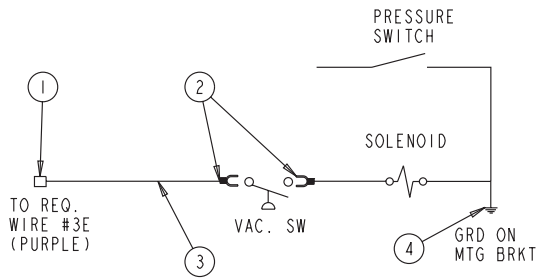
WHEN REMOVING,
WATCH FOR THREE WASHERS.
DO NOT ALLOW TO
FALL INTO CARB.

VAC. SWITCH

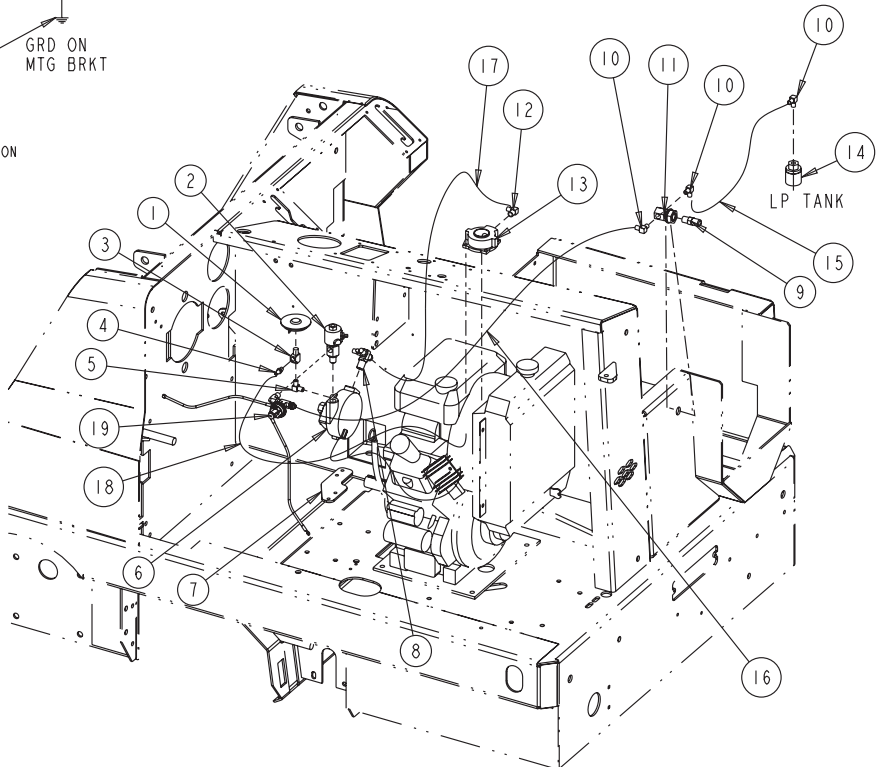
ROUTE TO
LOW LP LIGHT
IN DASH

BLACK

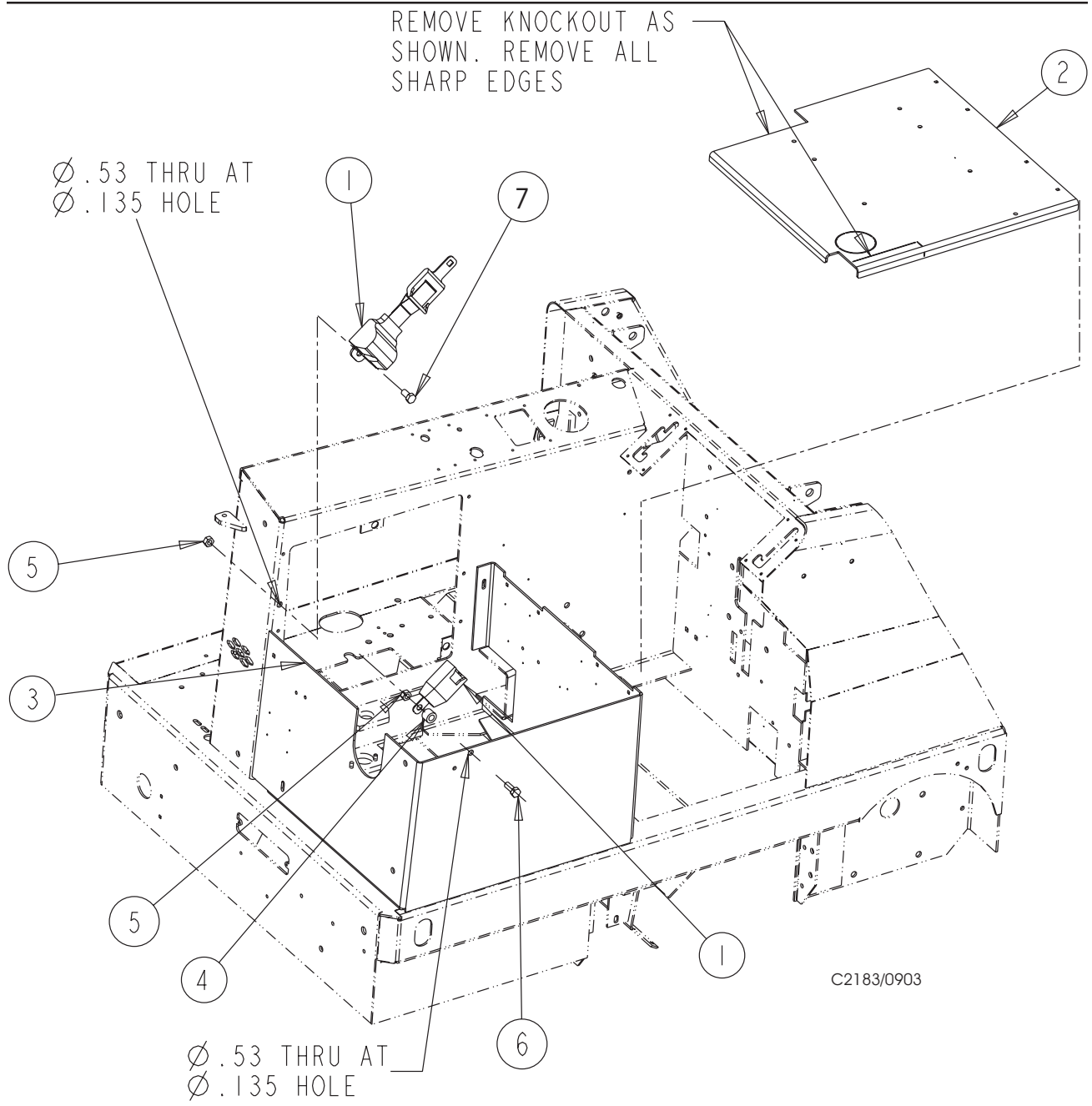
VOLTAGE REGULATOR



DO NOT REINSTALL MOTOR HEAT SHIELD ON LP CONVERSION



SEAT BELT OPTION



OPTION NO. 0880-723

KEY NO.	PART NUMBER	DESCRIPTION	QTY.
1	2-00-05391	Seatbelt, Retractable	1
2	8-52-00186	Panel, Seal Mounting	REF
3	8-33-05124	Housing, Seat (Gas, Diesel, Battery)	REF
	8-33-05128	Housing, Seat (LP)	REF
4	7-75-01099	Spacer, Idler Pulley	1
5	2-00-04936	Nut, 1/2-13 Fiber Insert	1
6	2-00-00240	Screw, 1/2-13 x 1.25 HHC	1
7	2-00-00239	Screw, 1/2-13 x 1.00 HHC	1

**SPARE PARTS KIT - GAS & LP
0860-603**

<u>KEY NO.</u>	<u>PART NUMBER</u>	<u>DESCRIPTION</u>	<u>QTY.</u>
1	8-25-08212	Flap, Broom Door	2
2	8-25-08213	Flap, Broom Chamber (Outer)	1
3	8-25-08214	Flap, Broom Chamber (Inner)	1
4	8-29-00257	Gasket, Broom Door (LH)	1
5	8-29-00232	Gasket, Broom Door (RH)	1
6	8-29-00238	Gasket, Broom Door (LH)	1
7	8-29-00233	Gasket, Broom Door (RH)	1
8	8-29-00256	Gasket, Broom Door (RH)	1
9	8-25-08211	Flap, Wheel Well	2
10	8-68-05087	Seal, Dump Door (Sides)	2
11	8-68-05090	Seal, Broom Chamber/Dump Door	1
12	7-24-04014	Hydraulic Return Filter Element	1
13	8-24-04150	Engine Air Cleaner Element	1
14	8-24-04148	Hopper Panel Filter	1
15	8-24-04152	Engine Oil Filter	1

**SPARE PARTS KIT - DIESEL
0860-604**

<u>KEY NO.</u>	<u>PART NUMBER</u>	<u>DESCRIPTION</u>	<u>QTY.</u>
1	8-25-08212	Flap, Broom Door	2
2	8-25-08213	Flap, Broom Chamber (Outer)	1
3	8-25-08214	Flap, Broom Chamber (Inner)	1
4	8-29-00257	Gasket, Broom Door (LH)	1
5	8-29-00232	Gasket, Broom Door (RH)	1
6	8-29-00234	Gasket, Broom Door (LH)	1
7	8-29-00233	Gasket, Broom Door (RH)	1
8	8-29-00256	Gasket, Broom Door (RH)	1
9	8-25-08211	Flap, Wheel Well	2
10	8-68-05087	Seal, Dump Door (Sides)	2
11	8-68-05090	Seal, Broom Chamber/Dump Door	1
12	7-24-04014	Hydraulic Return Filter Element	1
13	7-24-04041	Engine Air Cleaner Element	1
14	8-24-04148	Hopper Panel Filter	1
15	7-24-04040	Engine Oil Filter	1
16	7-24-04044	Fuel Filter (Diesel)	1
17	2-00-05181	Belt, Fan	1

SPARE PARTS KITS

SPARE PARTS KIT - BATTERY 0860-605

<u>KEY NO.</u>	<u>PART NUMBER</u>	<u>DESCRIPTION</u>	<u>QTY.</u>
1	8-25-08212	Flap, Broom Door	2
2	8-25-08213	Flap, Broom Chamber (Outer)	1
3	8-25-08214	Flap, Broom Chamber (Inner)	1
4	8-29-00257	Gasket, Broom Door (LH)	1
5	8-29-00232	Gasket, Broom Door (RH)	1
6	8-29-00234	Gasket, Broom Door (LH)	1
7	8-29-00233	Gasket, Broom Door (RH)	1
8	8-29-00256	Gasket, Broom Door (RH)	1
9	8-25-08211	Flap, Wheel Well	2
10	8-68-05087	Seal, Dump Door (Sides)	2
11	8-68-05090	Seal, Broom Chamber/Dump Door	1
12	7-24-04014	Hydraulic Return Filter Element	1
13	8-24-04148	Hopper Panel Filter	1